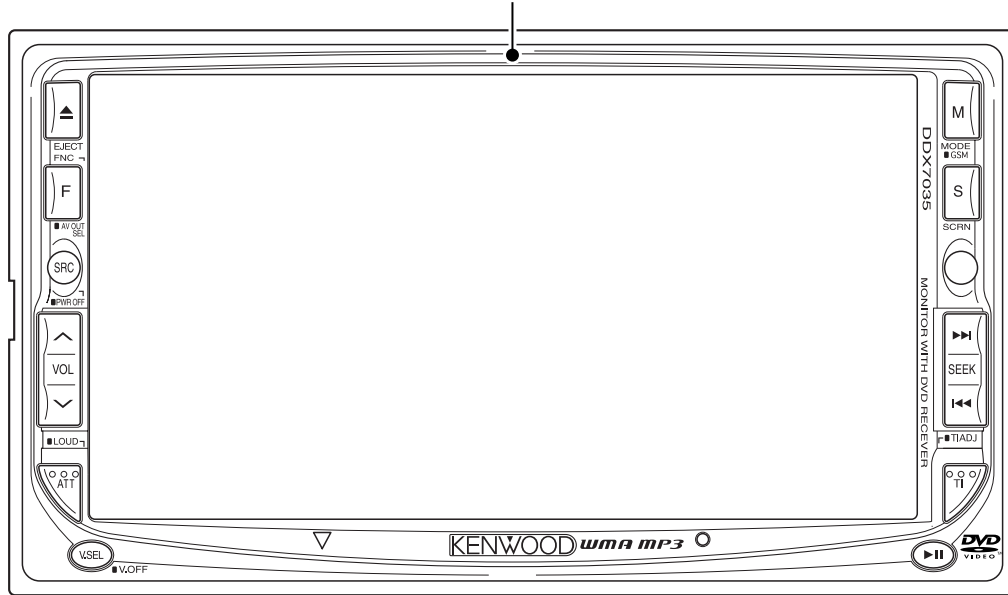


DDX7015/7025/7035 /7045/7065

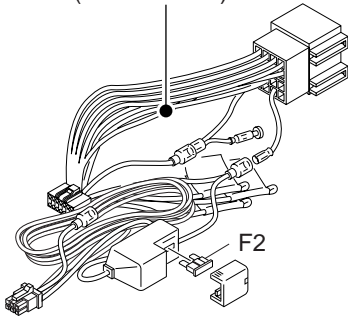
SERVICE MANUAL

Panel assy

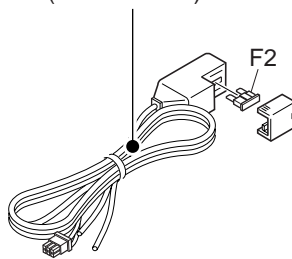
(A64-3302-12): DDX7025, (A64-3341-12): DDX7015, (A64-3342-12): DDX7045 (R)
(A64-3343-12): DDX7035, (A64-3344-12): DDX7065, (A64-3345-12): DDX7045 (X)



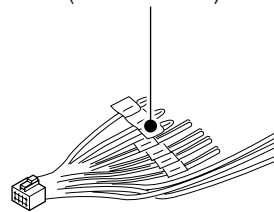
DC cord
(E30-6343-05) ✱



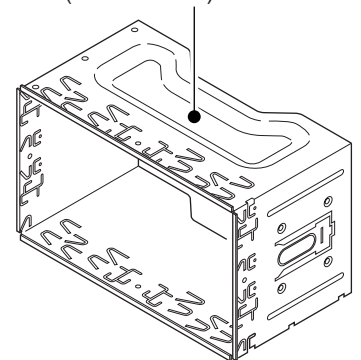
DC cord
(E30-6341-15) ✱



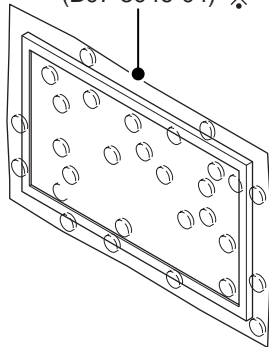
DC cord
(E30-6342-05) ✱



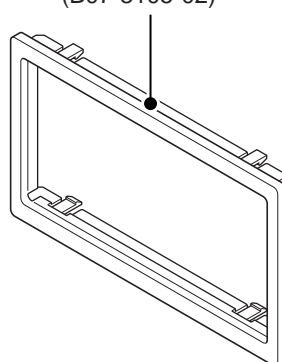
Mounting hardware assy
(J22-0171-03)



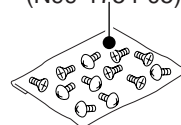
Escutcheon assy
(B07-3046-04) ✱



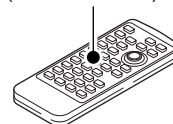
Escutcheon
(B07-3105-02)



Screw set
(N99-1754-05) ✱



Remote controller assy
(A70-2064-05)

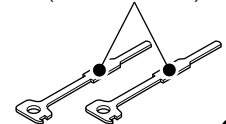


(RC-DV420)

Antenna adaptor
(T90-0512-05) ✱



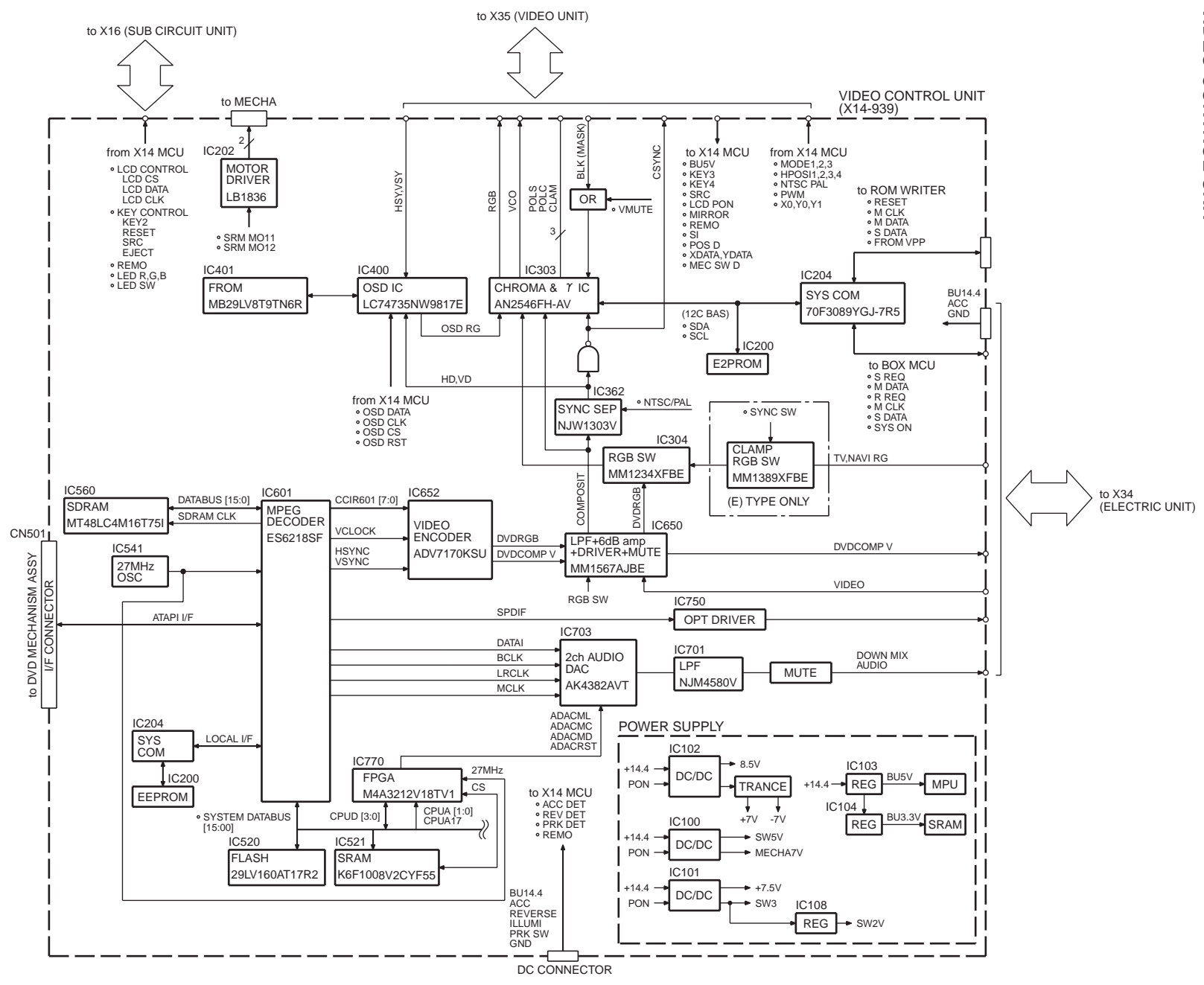
Lever
(D10-4589-04)



✱ Depends on the model. Refer to the parts list.

BLOCK DIAGRAM

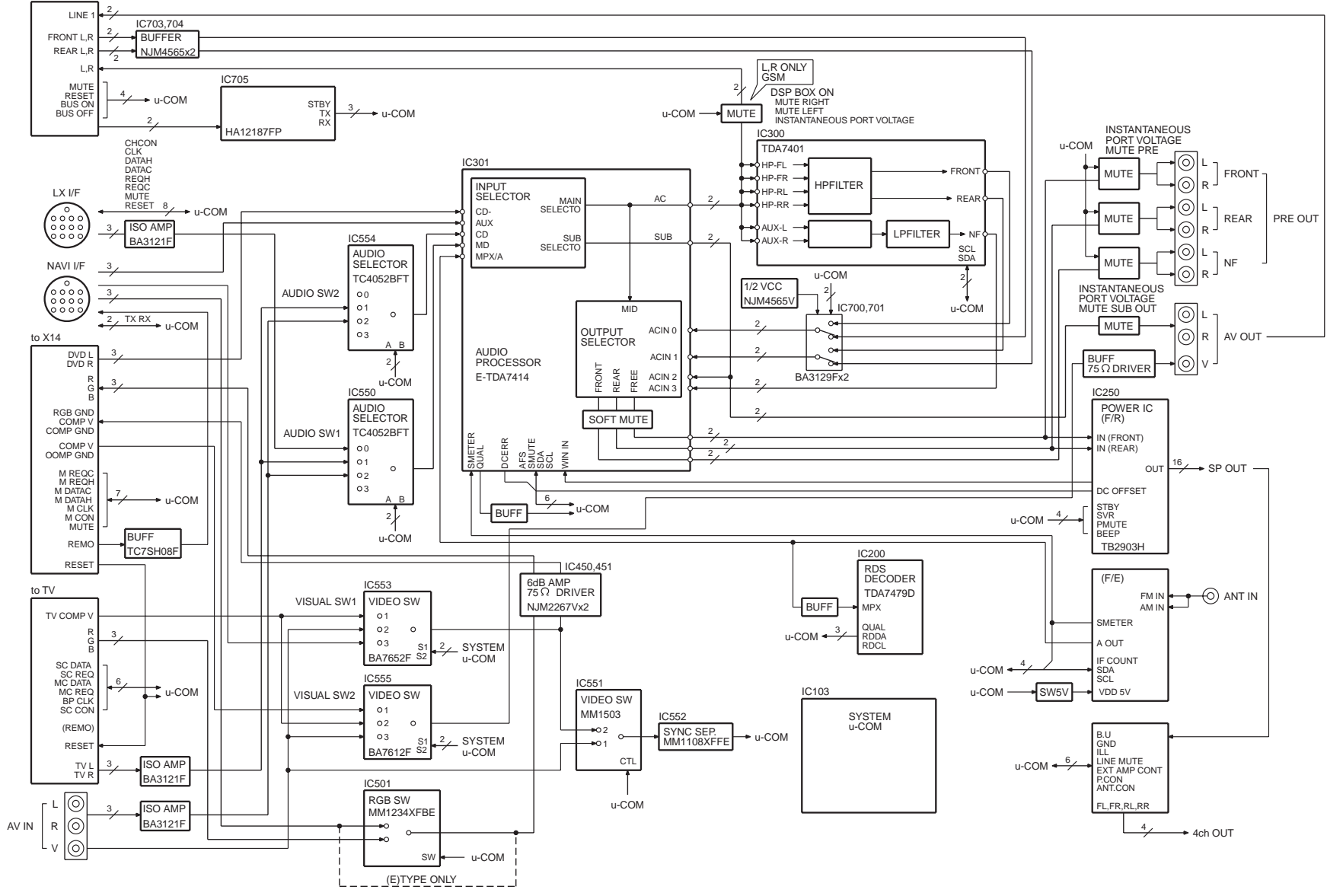
● VIDEO CONTROL UNIT



BLOCK DIAGRAM

DDX7015/7025/7035
DDX7045/7065

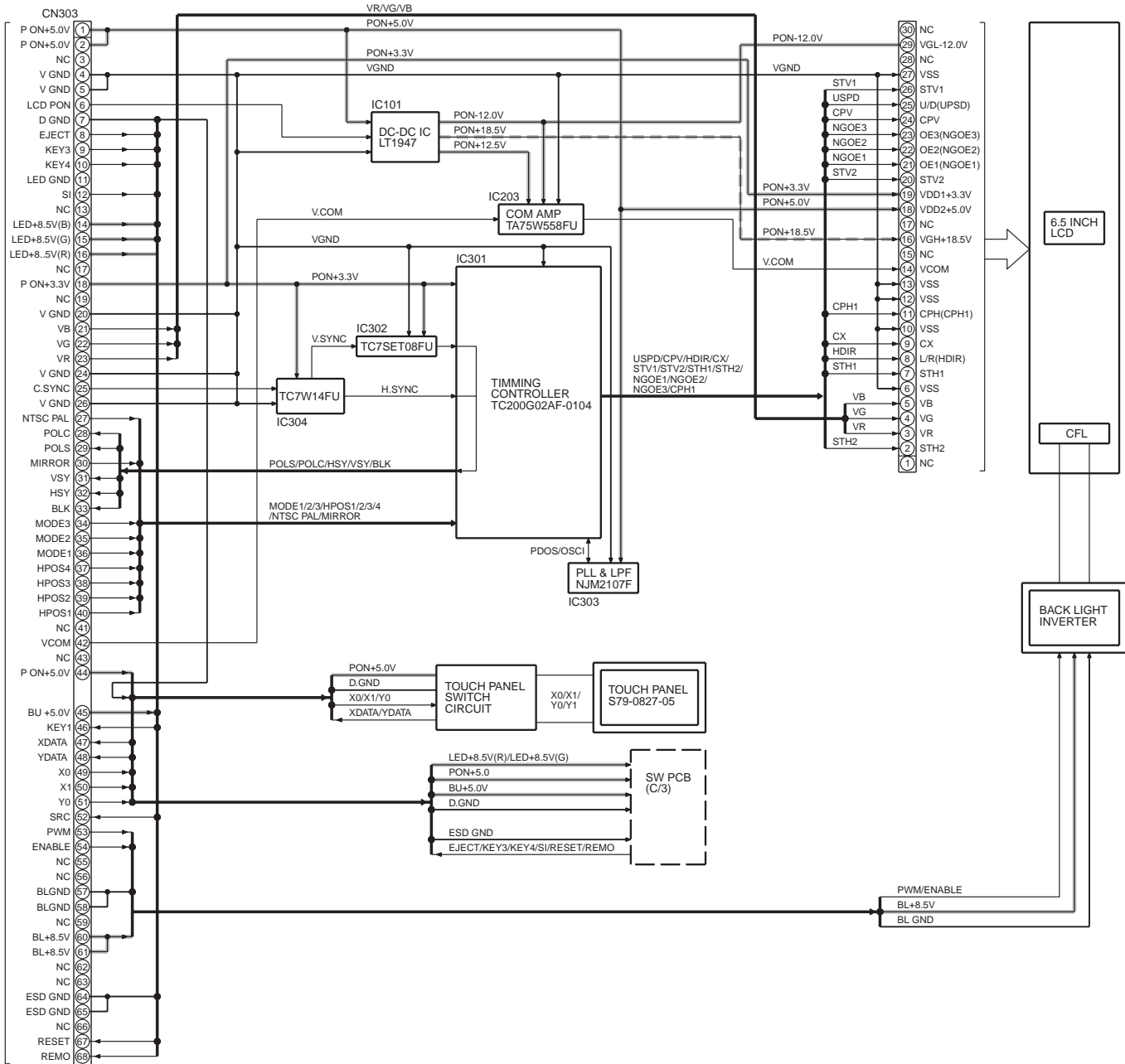
ELECTRIC UNIT (X34-316)
MZ BUS



BLOCK DIAGRAM

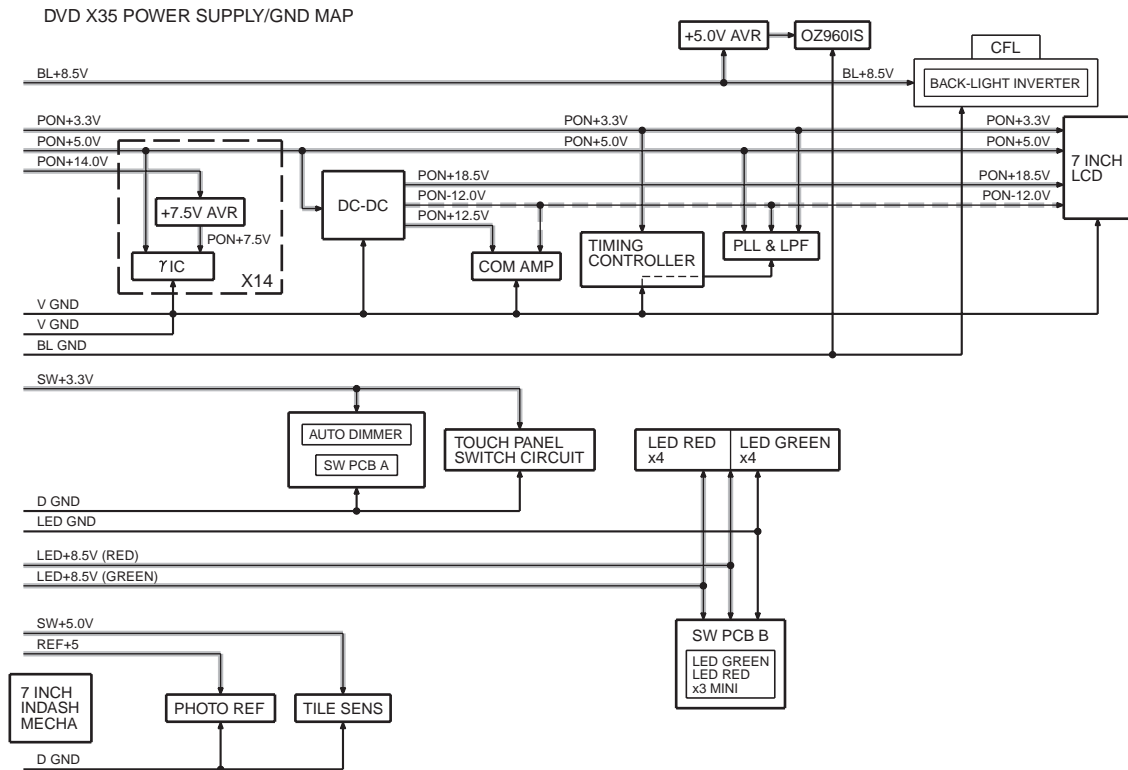
● VIDEO UNIT

VIDEO UNIT (X35-4332-70)



BLOCK DIAGRAM

● DVD X35 POWER SUPPLY/GND MAP



COMPONENTS DESCRIPTION

● VIDEO CONTROL UNIT (X14-939x-xx)

Ref.No.	Application/Function	Operation/Condition/Compatibility
IC100	SW power supply control IC	SW5V, mechanism 7V DC/DC
IC101	SW power supply control IC	SW3.3V, storage mechanism 7.5V DC/DC
IC102	SW power supply control IC	±7.5V, BL8.5V DC/DC
IC103	3 terminal regulator	BU5V output
IC104	Low-loss regulator	BU3.3V output
IC105	2ch comparator	BU low voltage detection
IC106	Inverter	P_ON control
IC107	3 terminal regulator drive	Video system 7.5V output
IC108	Low-loss regulator	SW2V output
IC200	E2PROM	System μ-com memory
IC202	Motor driver	Slide mechanism motor control
IC203	Motor driver	Tilt mechanism motor control
IC204	Microcomputer	System control

COMPONENTS DESCRIPTION

Ref.No.	Application/Function	Operation/Condition/Compatibility
IC205	AND	Remote control output buffer
IC206	Inverter	Microcomputer reset control
IC207	Reset	System μ -com reset control at low voltage
IC300	3 terminal regulator	Video system 5V power supply output
IC301	1H delay	PAL color difference signal delay
IC302	RGB switch	RGB signal SYNC cutting
IC303	RGB decoder	RGB decode
IC304	RGB switch	DVD/NAVI, TV switching
IC305	3 terminal regulator	Video system 3V power supply output
IC306	Inverter	V. MUTE control
IC361	NAND	HD, VD mix
IC362	Synchronous separation	Synchronous separation
IC363,364	3ch buffer	HD, VD buffer
IC365	Mono-multi	HD timing for OSD
IC400	OSD	OSD graphic signal occurrence
IC401	Flash ROM	OSD font data ROM
IC520	Flash ROM	MPEG decoder control program ROM
IC521	SRAM	Backup ROM for MPEG decoder
IC522	NAND	SRAM chip selection
IC540	Inverter	27MHz buffer
IC541	Inverter	27MHz oscillation
IC560	SDRAM	RAM for temporary storage of decoded signal
IC580	ANDx4 (4 AND's included)	3.3V \rightarrow 5V conversion
IC601	MPEG decoder	IC for decoding encoded signal
IC650	Driver IC for visual signals	Lowpass filter + 6dB_AMP + DRIVER
IC651	Regulator IC	Video 5V regulator
IC652	Video encoder	Converts digital video signals into analog
IC701	Ope amp	Active filter circuit for audio signals
IC702	Regulator IC	Audio 5V regulator
IC703	Audio DAC	Converts digital audio signals to analog
IC750	Inverter	Drive for optical output
IC770	CPLD	Audio DAC control, Chip selection control of SRAM
Q100~103	Digital transistor	P_ON control
Q104,105	Small signal NPN transistor	BU reduced current detection
Q106	High-speed power SW FET	SW14V output
Q107	Small signal NPN transistor	ACC detection control
Q108	Digital transistor	Parking detection control
Q109	High-speed power SW FET	SW5V, mechanism 7V DC/DC
Q110	High-speed power SW FET	SW3.3V, storage mechanism 7.5V DC/DC
Q111	High-speed power SW FET	\pm 7.5V, mechanism 7V DC/DC

COMPONENTS DESCRIPTION

Ref.No.	Application/Function	Operation/Condition/Compatibility
Q112	Low-frequency power amplifying PNP transistor	Video system 7.5V output
Q113	Small signal PNP transistor	Fan power supply 12.8V output
Q114	Small signal NPN transistor	Fan power supply 12.8V output
Q115	Medium power amplifying PNP transistor	Fan power supply 12.8V output
Q116	Small signal NPN transistor	Fan power supply 12.8V output
Q117	NPN digital transistor	Storage mechanism power supply switching control
Q118	Small signal PNP transistor	BL8.5V over current detection
Q119	NPN digital transistor	BL8.5V over current detection
Q120	Small signal PNP transistor	BU5V/SW5V switching
Q121	NPN digital transistor	BU5V/SW5V switching
Q122	Small signal PNP transistor	BU5V/SW5V switching
Q123,124	Small signal NPN transistor	BU5V/SW5V switching
Q170,171	Digital transistor	SW5V, mechanism 7V DC/DC oscillation frequency switching
Q172,173	Digital transistor	SW3.3V, storage mechanism 7.5V DC/DC oscillation frequency switching
Q174,175	Digital transistor	±7.5V, mechanism 7V DC/DC oscillation frequency switching
Q200,201	Digital transistor	Blue illumination control
Q202,203	Digital transistor	Green illumination control
Q204,205	Digital transistor	Red illumination control
Q206	Digital transistor	BOX microcomputer
Q207	Digital transistor	Microcomputer reset control
Q300	Small signal PNP transistor	Chroma LPF fc NT/PAL switching
Q360	Small signal NPN transistor	Y signal input buffer
Q361	Small signal PNP transistor	C signal input buffer
Q362	Small signal PNP transistor	Synchronous separation circuit V signal input buffer
Q400	Small signal PNP transistor	OSD R signal output buffer
Q401	Small signal PNP transistor	OSD G signal output buffer
Q402	Small signal PNP transistor	OSD B signal output buffer
Q403	NPN digital transistor	OSD clock NT/PAL switching control
Q650	PNP digital transistor	RGB_SW reversal
Q652	NPN digital transistor	IC650 6pin input signal muting
Q701	Small signal NPN transistor	Audio DMIX_L signal muting
Q702	Small signal NPN transistor	Audio DMIX_R signal muting
Q703	Small signal NPN transistor	Audio mute control
Q704~707	Digital transistor	Audio mute control
Q751	Small signal NPN transistor	COAX output driving
Q752	Small signal PNP transistor	COAX output driving
Q901	Medium power amplifying PNP transistor	TDF panel section power supply ON/OFF control
Q902	Small signal NPN transistor	TDF panel section power supply ON/OFF control

COMPONENTS DESCRIPTION

● ELECTRIC UNIT (X34-316x-xx)

Ref.No.	Application/Function	Operation/Condition/Compatibility
IC1	3-terminal regulator IC	Generates 8.4V for audio from BU14V.
IC3	3-terminal regulator IC	Generates 5.0V for visuals from BU14V.
IC100	Logic IC	For audio mute control.
IC101	Logic IC	When BU5V goes below 3.7V, reset with output L (When microcomputer is flushed, 4.2V).
IC103	X34 board controller microcomputer	Control of X34 board, Communication with other boards and connected devices.
IC200	RDS demodulator IC	Demodulation of RDS signals.
IC250	Power IC	Power amplifier for speaker output.
IC300	Digitally audio processor IC	4ch hipass filter, 2ch lowpass filter.
IC301	Electrical volume, Selector, NC MPX IC	
IC350	Isolation amplifier IC	For LX BUS
IC400	Logic IC	For making navigation and other remote control lines independent.
IC450,451	75Ω driver, 6dB amplifier IC	For video signals from X34 to X14.
IC452	Logic IC	For reversing reset signal.
IC500	Isolation amplifier IC	For TV TUNER.
IC501	RGB switch IC	For selection of RGB signals for TV or NAVI.
IC550,554	4ch multiplexer	For selection of audio signals for LX, NAVI, TV or AVIN.
IC551	Video switch	For selection of composite signals for IC553 or AVIN. Used for detecting NTSC, PAL and detecting rear camera.
IC552	Sync separator IC	For determination of NTSC, PAL.
IC553	75Ω driver + video switch	For detection of visual output signal for X14 (TV/AVIN/NAVI).
IC555	75Ω driver + video switch	For selection of visual output signal for AVOUT (DVD/TV/AVIN).
IC600	Isolation amplifier IC	For AVIN.
IC700,701	Switching ope amplifier	For isolation of audio signal from DSP box and SW for X34 audio signal.
IC702	Operational amplifier	For 1/2VCC supply to BA3121F (LX/TV/AVIN).
IC703,704	Operational amplifier	For isolation of audio signal from DSP box.
IC900	Operational amplifier	For noise canceling circuit.
Q1,2	BU5V switch	Turned ON when BU14V is supplied.
Q3	BU5V switch	Turned ON when Q9 is turned ON.
Q4	A9V switch	Turned ON when SW14V is supplied.
Q5	V5V switch	Turned ON when SW14V is supplied.
Q6	A9V power supply	Turned ON when Q4 is turned ON.
Q8	SW14V switch	Turned ON when P-ON.
Q9	SW5V switch	Turned ON when P-ON.
Q10	V5V power supply	Turned ON when Q5 is turned ON.
Q19	Illumination switch	Turned ON when illumination is turned ON.
Q20	ANT-CONT switch	Turned ON when TUNER is selected.
Q21	P-CONT	Turned ON when P-CONT is turned ON.

COMPONENTS DESCRIPTION

Ref.No.	Application/Function	Operation/Condition/Compatibility
Q22	P-CONT	Turned ON when Q21 is turned ON.
Q23	P-ANT switch	Turned ON when Q20 is turned ON.
Q24	P-CONT	Turned ON when Q25 is turned ON.
Q25	P-CONT	Turned ON when BU14V is supplied. Turned OFF when Q22 is turned ON.
Q26	BU detection switch	Turned ON when BU is detected.
Q27	EXT-AMP switch	Turned ON when EXT-CONT terminal is L.
Q100	S-MUTE reverse switch	Turned ON when momentary power down, when reset, and when S-MUTE is turned ON.
Q200	AM power supply switch	Turned ON when TUNER is selected.
Q201	AM power supply switch	Turned ON when Q200 is turned ON.
Q300	NOISE switch	Turned ON when IC301QUAL terminal is Hi.
Q301	S-MUTE switch	Turned ON when Q100 is turned ON.
Q460	TV resetting reverse switch	Reverses when reset and outputs Hi.
Q551-554	Voltage conversion audio selector switch	Outputs by converting 5V→8V.
Q600,601	Muting sub-woofer	Turned ON when Q607 is turned ON.
Q602,604-606	Muting pre-out	Turned ON when Q603 is turned ON.
Q603	Muting pre-out	Turned ON when momentary power down, when reset, and when MUTE_PRE is turned ON.
Q607	Muting sub-woofer	Turned ON when momentary power down, when reset, and when MUTE_SW is turned ON.
Q608,610	Muting AVOUT	Turned ON when Q609 is turned ON.
Q609	Muting AVOUT	Turned ON when momentary power down, when reset, and when MUTE_AVOUT is turned ON.
Q700	IC700, 701 switching switch	Controlled by ES_DSP_SW.
Q702	Muting GSM left audio	Turned ON when momentary power down, when reset, and when MUTE_LEFT is turned ON.
Q703	Muting GSM left audio	Q702 is turned ON.
Q704	FAN5V	MZ_SYS_ON is turned ON. Turned OFF when MZ_SYS_OFF is turned ON.
Q705	For J701 (optical output connector)	Turned ON/OFF by 05 signal.
Q706	Muting GSM right audio	Turned ON when Q707 is turned ON.
Q707	Muting GSM right audio	Turned ON when momentary power down, when reset, and when MUTE_RIGHT is turned ON.
Q712	Muting BUS	Turned ON when BUS_MUTE is turned ON.
Q713	Muting BUS	Turned ON when Q712 is turned ON.
Q904-906	Noise canceller	-

● VIDEO UNIT (X35-4332-70)

Ref.No.	Application/Function	Operation/Condition/Compatibility
IC1	Inverter control IC	Controlling and driving inverter circuit for backlight.
IC101	DC/DC converter	±12V power supply for VCOM amplifier, -12.0V/+18.5V LCD power supply.
IC203	VCOM amplifier	VCOM signal amplifier.
IC301	Timing controller	LCD module control.
IC302	AND	V. SYNC delay buffer.
IC303	PLL LPF	PLL control LPF (VT voltage control).

COMPONENTS DESCRIPTION

Ref.No.	Application/Function	Operation/Condition/Compatibility
IC304	Schmidt inverter	CLAMP/C. SYNC waveform shaping.
IC601	Remote controller sensor	Remote controller sensor.
Q1	Dimmer switch	Turned ON/OFF by PWM control signal and dimmer is put on the backlight.
Q2,3	Inverter driver	Inverter circuit driver.
Q5	5V AVR	5V power supply for inverter control IC.
Q101,102	SW	DC/DC converter control switch.
Q201~203	VCOM driver	VCOM signal buffer.
Q301	VCO	PLL oscillator.
Q302	Touch panel X1 switch	Turned ON when a touch to the panel is detected, or when input on X-axis and impresses voltage.
Q303	Touch panel Y1 switch	Turned ON when there is input on Y-axis and impresses voltage.
Q304	Touch panel X0 switch	Turned ON when there is input on X-axis and impresses voltage.
Q305	Touch panel Y0 switch	Turned ON when there is input on Y-axis and impresses voltage.
Q306	Touch panel Y0/Y1 switch	Turned ON when there is input on Y-axis and turned OFF when there is input on X-axis.
Q601,602	Switch	SI blinking switch.
Q604,605	Switch	Hard resetting switch.
Q701	Switch	DISC slot illumination switch.

MICROCOMPUTER'S TERMINAL DESCRIPTION

● SYSTEM MICROCOMPUTER : 703068YGJ-108 (X14 : IC204)

Pin No.	Pin Name	I/O	Module	Function	Processing Operation Description
1	AUTO_DIM			NC	
2	KEY4	I	KEY	Keys (5)	
3	KEY3	I	KEY	Keys (6)	
4	NC	I			
5	PORTGND0	-	μCOM		
6	PM1_SW			NC	
7	LCD_VOFF_EN	O	LCD	ON/OFF control over backlight power supply	H : ON, L : OFF
8	NC	O		L-fixed	
9	TP_YG	O	Touch Panel	Touch panel control	
10	TP_XP	O	Touch Panel	Touch panel control	
11	TP_XG	O	Touch Panel	Touch panel control	
12~15	LCD_HPOS1~LCD_HPOS4	O	LCD	Setting display start position	
16~18	LCD_MODE1~LCD_MODE3	O	LCD	Setting aspects	
19	LCD_MIRROR	O	LCD	Screen display right-left reversal	H : Reverse, L : Normal
20	ILL_R	O	LED (ILLUMI)	Illumination (red) control	H : Light on
21	ILL_G	O	LED (ILLUMI)	Illumination (green) control	H : Light on

MICROCOMPUTER'S TERMINAL DESCRIPTION

Pin No.	Pin Name	I/O	Module	Function	Processing Operation Description
22	PORTVDD0	-	μCOM		
23	ILL_B	O	LED (ILLUMI)	Sub-panel backlight (blue) control	H : Light on
24	NTSC_PAL	O	VIDEO	NTSC/PAL switching	H : PAL, L : NTSC
25	PM_LED_SW/PM_LED_SW			NC	
	PM_LED_SW/SI	O	LED (SI)	LED control for SI	H : Light on, L : Light off
26	LCD_PON	O	Power supply	DC/DC (X35) power supply ON/OFF control	H : ON
27~29	NC	O		L-fixed	
30	V_MUTE	O	VIDEO	Video mute	H : Mute ON
31	RGB_SW	O	VIDEO	Switching visual sources	H : DVD, L : Except
32	S_MUTE	O	VIDEO	C.SYNC mute	H : Except, L : Full OSD screen
33	SYS_SREQ	I	to X25	Request from Box control microcomputer	
34	SYS_MREQ	O	to X25	Request to Box control microcomputer	
35	SYS_ON	O	to X25	ON/OFF control on Box control microcomputer	H : ON, L : OFF
36	CLKOUT				
37	GND0	-	μCOM		
38	CPUREG	-	μCOM		
39	VDD0	-	μCOM		
40	RESET			Reset terminal	L : Reset
41	FROM_VPP	-	μCOM		
42	MINI_CS			NC	
	FLASH_SI	I	V850	Used when writing to flash memory	
43	MINI_DATA/MINI_DATA			NC	
	MINI_DATA/LEDSW_SUB			NC	
	MINI_DATA/FLASH_SO	O	V850	Used when writing to flash memory	
44	MINI_CLK/MINI_CLK			NC	
	MINI_CLK/FLASH_CLK	I	V850	Used when writing to flash memory	
45	KEY_OPEN	I	KEY	OPEN/CLOSE key	L : Key depressed
46	BE_SDATA	I	FR30	Data from B/E microcomputer	
47	BE_MDATA	O	FR30	Data to B/E microcomputer	
48	BE_CLK	O	FR30	Clock to B/E microcomputer	
49	BE_RST	O	FR30	Reset to B/E microcomputer	L : Reset
50	BE_MREQ	O	FR30	Request to B/E microcomputer	
51	BE_SREQ	I	FR30	Request from B/E microcomputer	
52	PON	O	Power supply (X14)	Power supply ON/OFF control	H : ON
53	PM1_MCNT	O	1DIN Mecha	7.5V power supply voltage control	H : 5V, L : 7.5V
54	POWER_DET	I	Power supply (X14)	Power supply abnormality detection	L : Abnormality
55	PAK_DET	I	DC Cable (X14)	Parking detection	H : Parking detection (When car stopped)
56	M_MUTE	O		Audio mute control	L : Mute ON
57	DVD_DISC_DET	I	DVS-3000	Disc insertion detection	L : Disc insertion
58	NC	O		L-fixed	

MICROCOMPUTER'S TERMINAL DESCRIPTION

Pin No.	Pin Name	I/O	Module	Function	Processing Operation Description
59	D_MUTE			NC	
60	PORTVDD1	-	μCOM		
61	LCD_BRIGHT	O	LCD	Backlight adjustment	
62~65	NC	O		L-fixed	
66	JIG_EJ	I	EXTRA	2DIN FC detection terminal	H : At FC, L : Except
67	NC	O		L-fixed	
68	SUBLED_OFF	O	to PANEL	Sub panel LED ON/OFF	Depends on tilt angle (H : At eject, L : except)
69	ACC_DET	I	DC Cable (X14)	ACC detection	L : ACC ON
70	XT2	-	μCOM		
71	XT1				
72	GND2	-	μCOM		
73	X1			19.8MHz	
74	X2	-	μCOM		
75~78	NC	O		L-fixed	
79,80	FSEL1, FSEL2	O	Power supply	DC/DC oscillation frequency switching	
81	BU_DET	I	DC Cable (X14)	Backup power down detection	H : Momentary power down
82	KEY_SRC	I	KEY	Source selection key	L : Key depressed
83	KEY_DVDEJ	I	KEY	DVD eject key	L : Key depressed
84	SDA/CHROMA_SDA	I/O	CHROMA	Chroma IC data	AN2546 control
	CODE_SDA	I/O	EEPROM (CODE)	EEPROM (Code) data	S-24CS02 control
	SDA/BE_SDA	I/O	EEPROM (DVD)	EEPROM (Region) data	S-24CS02 control
	SDA/LCD_SDA	I/O	EEPROM (LCD)	EEPROM (Display start position) data	S-24CS02 control
	SDA/COR_SDA	I/O	EEPROM (ROM collection)	EEPROM (ROM collection) data	S-24CS02 control
	SDA/TP_SDA	I/O	EEPROM (TP)	EEPROM (Adjustment value) data	S-24CS02 control
	SDA/CADJ_SDA	I/O		E2PROM chroma IC adjustment value data	S-24CS02 control
85	NC	O		L-fixed	
86	SCL/CHROMA_SCL	I/O	CHROMA	Chroma IC clock	
	CODE_SCL	I/O	EEPROM (CODE)	EEPROM (Code) clock	S-24CS02 control
	SCL/BE_SCL	I/O	EEPROM (DVD)	EEPROM (Region) clock	S-24CS02 control
	SCL/LCD_SCL	I/O	EEPROM (LCD)	EEPROM (Display start position) clock	S-24CS02 control
	SCL/COR_SCL	I/O	EEPROM (ROM collection)	EEPROM (ROM collection) clock	S-24CS02 control
	SCL/TP_SCL	I/O	EEPROM (TP)	EEPROM (Adjustment value) clock	S-24CS02 control
	SCL/CADJ_SCL	I/O		E2PROM chroma IC adjustment value data	AN2546 control
87~91	NC	O		L-fixed	
92	PORTGND1	-	μCOM		
93	MINI_CLK_IN			NC	
94	MINI_DATA_IN			NC	
95	NC	O		L-fixed	
96	PAN_DET			NC	
97	OSD_CLK	O	LC74735W	Clock to OSDIC-IC	

MICROCOMPUTER'S TERMINAL DESCRIPTION

Pin No.	Pin Name	I/O	Module	Function	Processing Operation Description
98	OSD_CS	O	LC74735W	Chip select to OSDC-IC	
99	OSD_DATA	O	LC74735W	Data to OSDC-IC	
100	NC	O		L-fixed	
101	DSI			NC	
102	PORTVDD2	-	μCOM		
103	MINI_PON			NC	
104	PM1_SET_STATUS0			NC	
105	PM1_SET_STATUS1			NC	
106	PM1_SET_STATUS2			NC	
107	SYS_SDATA	I	to X25	Data from Box control microcomputer	
108	SYS_MDATA	O	to X25	Data to Box control microcomputer	
109	SYS_MCLK	O	to X25	Clock to Box control microcomputer	
110	NC	O		L-fixed	
111	WRT_E2P	I	EXTRA	Write detection at ROM collection	H : E2PROM writing from outside, L : Except
112~115	TYPE0~TYPE3	I	Type	Destination setting	
116~119	NC	O		L-fixed	
120	OSD_RST	O	LC74735W	Reset to OSDC-IC	L : Reset
121	OSD_A18	I/O	LC74735W	External ROM address bus A18	3.3V
122	OSD_A19	I/O	LC74735W	External ROM address bus A19	3.3V
123	NC	O		L-fixed	
124	PM1_TMOTOR_M			NC	
	PM2_TILT_UP	O	2DIN Mecha	Panel mechanism motor control	
125	VD	I	VIDEO	Old-New NAVI determination VSYNC	
126	PM1_TMOTOR_P			NC	
	PM2_TILT_DOWN	O	2DIN Mecha	Panel mechanism motor control	
127	PM1_SMOTOR_M			NC	
128	VDD1	-	μCOM		
129	PM1_SMOTOR_P			NC	
130	PM1_SWC			NC	
131	GND1	-	μCOM		
132	PM1_SWB			NC	
133	PM1_SWA			NC	
134	NC	O		L-fixed	
135	KEY2			NC	
136	VOL-			NC	
137	VOL+			NC	
138	PM_LPS/PM1_LPS1	I	1DIN Mecha	TV mechanism tilt sensor voltage detection	
	PM_LPS/PM2_TILT_SENCE	I	2DIN Mecha	Panel mechanism tilt sensor voltage detection	
139	PM1_PHOTO1	I	1DIN Mecha	TV mechanism slide photo detection	
140	TP_YDATA	I	Touch Panel	Touch panel input (Y-direction)	

MICROCOMPUTER'S TERMINAL DESCRIPTION

Pin No.	Pin Name	I/O	Module	Function	Processing Operation Description
141	TP_XDATA	I	Touch Panel	Touch panel input (X-direction)	
142	KEY1			NC	
143	ADCVDD	-	μCOM		
144	ADCGND	-	μCOM		

Destination Setting

Model	Destination	TYPE3	TYPE2	TYPE1	TYPE0
KVT-715DVD	K	0	0	0	1
KVT-725DVD	E	0	0	1	0
KVT-735DVD	M	0	0	1	1
KVT-765/745DVD	C,X	0	1	0	0
KVT-815DVD	K2 eXcelon	0	1	1	0
KVT-745DVD	R	0	1	1	1
DDX7015	K	1	0	0	1
DDX7025	E	1	0	1	0
DDX7035	M	1	0	1	1
DDX7065/7045	C,X	1	1	0	0
DDX7045	R	1	1	1	1

● TUNER MICROCOMPUTER : 703069YGJ-104 (X34 : IC103)

Pin No.	Pin Name	Module	I/O	Application	Processing Operation Description	Active (H/L)	Truth Value
1	NC		I		Pull down		
2	RDS_NOISE	IC2-5-2	I	FM noise detection			
3	DC_ERR	IC2-5-2	I	DC offset detection	L when detected		
4	LINE_MUTE	DC Cable (X25)	I	LINE MUTE detection	TEL mute : 1V or lower, NAVI mute : 2.5V or higher		
5	PORTGND0	μCOM	-				
6	AUDIO_SW1_B	Visual	O	LX/TV/AVIN audio switching			④
7	MUTE_PRE	Mute	O	PREOUT mute	L : Mute ON	L	
8	AUDIO_SW2_A	Visual	O	LX/TV/AVIN audio switching			④
9	AUDIO_SW2_B	Visual	O	LX/TV/AVIN audio switching			④
10	AUD_SCL	IC2-5-2	I/O	IC2-5-2 clock	Based on IIC bus regulation		
11	AUD_SDA	IC2-5-2	I/O	IC2-5-2 data	Based on IIC bus regulation		
12	S_MUTE	IC2-5-2	O	S-MUTE control	H : Mute ON, L : Mute OFF	H	
13	AUDIO_SW1_A	Visual	O	LX/TV/AVIN audio switching			④
14	RDS_AFS_L	IC2-5-2	I/O	When detecting noise, constant is switched			①
15	RDS_AFS_M	IC2-5-2	I/O	When detecting noise, constant is switched			①
16	MUTE_LEFT	Mute	O	Lch independent muting for handsfree	L : Mute ON	L	
17	MUTE_RIGHT	Mute	O	Rch independent muting for handsfree	L : Mute ON	L	

MICROCOMPUTER'S TERMINAL DESCRIPTION

Pin No.	Pin Name	Module	I/O	Application	Processing Operation Description	Active (H/L)	Truth Value
18	VISUAL_SW1_1	Visual	O	TV/AVIN/NAVI visual switching			⑤
19	VISUAL_SW1_2	Visual	O	TV/AVIN/NAVI visual switching			⑤
20	VISUAL_SW2_1	Visual	O	DVD/TV/AVIN visual switching			⑤
21	VISUAL_SW2_2	Visual	O	DVD/TV/AVIN visual switching			⑤
22	PORTVDD0	μCOM	-				
23	MUTE_AVOUT	Mute	O	AVOUT mute	L : Mute ON	L	
24	NC		O				
25	MUTE_SUBOUT	Mute	O	IC2 SUBOUT mute (land compatible)	L : Mute ON	L	
26	NC		O				
27	SYS_MREQ	to X14	I	Request from system control microcomputer			
28	SYS_SREQ	to X14	O	Request to system control microcomputer			
29~32	NC		O				
33	P_CON	DC Cable (X25)	O	External amplifier power supply control	H : Power ON except all OFF, L : All OFF or Power OFF		
34	EXT_CONT	DC Cable (X25)	O	External amplifier control			
35	ANT_CONT	DC Cable (X25)	O	Power antenna control	H : Antenna UP, L : Antenna DOWN		
36	CLKOUT		O				
37	GND0	μCOM	-				
38	CPUREG	μCOM	-				
39	VDD0	μCOM	-				
40	RESET		I				
41	MODE/VPP	μCOM	-		Flash : Pull down, Mask : GND direct connection		
42	TV_SDATA/TV_SDATA	TV (External)	I	Data from the TV unit			
	TV_SDATA/FLASH_SI	V850	I	Used when writing to flash memory			
43	TV_MDATA/TV_MDATA	TV (External)	O	Data to TV unit			
	TV_MDATA/FLASH_SO	V850	O	Used when writing to flash memory			
44	TV_CLK/TV_CLK	TV (External)	O	Clock to TV unit			
	TV_CLK/FLASH_CLK	V850	I	Used when writing to flash memory			
45	SYS_ON	to X14	I	ON/OFF control from system control microcomputer	H : Box unit ON, L : Box unit OFF		
46	SYS_MDATA	to X14	I	Data from system control microcomputer			
47	SYS_SDATA	to X14	O	Data to system control microcomputer			
48	SYS_MCLK	to X14	I	Clock from system control microcomputer			
49	PWIC_STBY	POWER-IC	O	POWER-IC standby control	H : Power ON, L : Power OFF		
50	NC		O				
51	PWIC_SVR	POWER-IC	O	SVR discharge circuit control	H : Forced discharge		
52	PWIC_MUTE	POWER-IC	O	POWER-IC Mute control	L : Mute ON (All OFF or momentary power down)		

MICROCOMPUTER'S TERMINAL DESCRIPTION

Pin No.	Pin Name	Module	I/O	Application	Processing Operation Description	Active (H/L)	Truth Value
53	NC		O				
54	ILLUMI_DET	DC Cable (X25)	I	Illumination detection	L : Illumination ON	L	
55,56	NC		O		O		
57	BU_DET	DC Cable (X25)	I	Backup power down detection	H : Momentary power down (8.8V or lower)		
58,59	NC		O				
60	PORTVDD1	μCOM	-				
61	PWIC_BEEP	POWER-IC	O	Beep output			
62	P_ON	power supply	O	SW5V power supply control	H : ON		
63	SCL/COR_SCL	EEPROM (ROM collection)	I/O	EEPROM (ROM collection) clock	Based on IIC bus regulation		
	SCL/IC5_SCL	IC5	I/O	IC5 clock	Based on IIC bus regulation		
64	SDA/COR_SDA	EEPROM (ROM collection)	I/O	EEPROM (ROM collection) data	Based on IIC bus regulation		
	SDA/IC5_SDA	IC5	I/O	IC5 data	Based on IIC bus regulation		
65	ES_DSP_SW	Audio	O	E's/DSP switching	H : DSP, L : E's		
66	BUS_MUTE	Mute	O	BUS_MUTE	H : Mute	H	
67	MZ_ILL_ON	MZ-Bus	O	MZ-Bus ILLUMI control	H : ILLUMI ON	H	
68	MZ_SYSON	MZ-Bus	O	MZ-Bus SYSON control	L : Bus ON	L	
69	MZ_SYSOFF	MZ-Bus	O	MZ-Bus SYSOFF control	L : Bus OFF	L	
70	XT2	μCOM	-				
71	XT1						
72	GND2	μCOM	-				
73	X1				18.874MHz		
74	X2	μCOM	-				
75~80	NC		O				
81	SYS_MUTE	to X14	I	Mute request from main unit	L : Mute request		
82,83	NC		O				
84	TUN_SDA	S03 F/E	I/O	F/E I2C data input/output terminal			
85	NC		O				
86	TUN_SCL	S03 F/E	I/O	F/E I2C clock output terminal	(MAX 400kHz)		
87,88	NC		O				
89	MZ_BUS_STBY	IE-Bus	O	BUS-IC standby control	L : Standby		
90	MZ_IERX	IE-Bus	I	Data from IE-Bus			
91	MZ_IETX	IE-Bus	O	Data to IE-Bus			
92	PORTGND1	μCOM	-				
93	NC		O				
94	NC		O				
95	RGB_SW	Visual	O	TV/NAVI selection (monitor)	H : NAVI, L : Other		
96	TV_SREQ	TV (External)	I	Request from TV unit			

MICROCOMPUTER'S TERMINAL DESCRIPTION

Pin No.	Pin Name	Module	I/O	Application	Processing Operation Description	Active (H/L)	Truth Value
97~99	NC		O				
100	TV_MREQ	TV (External)	O	Request to TV unit			
101	TV_CON	TV (External)	O	Startup request to TV unit	H : TV unit ON, L : TV unit OFF		
102	PORTVDD2	μCOM	-				
103,104	NC		O				
105	MUTE_ACOUT	Mute	O	IC2 SUBOUT mute (land compatible)	L : Mute ON	L	
106	NC		O				
107	LX_DATA_S	LX_M	I	Data from slave unit			
108	LX_DATA_M	LX_M	O	Data to slave unit			
109	LX_CLK	LX_M	I/O	LX BUS clock			
110	LX_REQ_S	LX_M	I	Communication request from slave unit			
111	NAVI_RX	NAVI	I	Data from NAVI			
112	NAVI_TX	NAVI	O	Data to NAVI			
113	NC		O				
114	REMO	Remote controller	I	Remote controller input			
115	LX_REQ_M	LX_M	O	Communication request from slave unit			
116	LX_RST	LX_M	O	Hard reset to slave unit	H : Reset, L : Normal	H	
117	LX_MUTE	LX_M	I	Mute request from slave unit	H : Mute ON, L : Mute OFF	H	
118	LX_CON	LX_M	O	Start up request to slave unit	H : Slave unit ON, L : Slave unit OFF	H	
119	NC		O				
120	VSYNC_DET	Visual	I	VSYNC input			
121,122	NC		O				
123	RDS_DATA	RDS Decoder	I	RDS decoder data input			
124	RDS_QUAL	RDS Decoder	I	RDS decoder QUAL input			
125	RDS_CLK	RDS Decoder	I	RDS decoder CLK input			
126	NC		O				
127	PON_AM	Power supply	O	AM power supply control	H : ON (During AM operation)		
128	VDD1	μCOM	-				
129	TUN_TYPE0	IC2-5-2	I	Destination setting			②
130	TUN_TYPE1	IC2-5-2	I	Destination setting			②
131	GND1	μCOM	-				
132	WRT_E2P	EXTRA	I	Write detection at ROM collection	H : E2PROM write from outside, L : Except		
133	VSYNC_SW	Visual	O	AVIN NTSC PAL determination / AVIN2 AUTO detection switching			
134	MUTE_SW	Mute	O	SW independent mute	L : Mute ON	L	
135	TUN_SMETER	S03 F/E	I	S-meter input			
136	TUN_IFC_OUT	S03 F/E	I	F/E IFC OUT input terminal	H : With station, L : No station	H	
137~140	TYPE0~TYPE3	Type	I	Destination setting			③

MICROCOMPUTER'S TERMINAL DESCRIPTION

Pin No.	Pin Name	Module	I/O	Application	Processing Operation Description	Active (H/L)	Truth Value
141,142	NC		I		Pull down		
143	ADCVD	μCOM	-				
144	ADCGND	μCOM	-				

① IC2_AFS_L, IC2_AFS_M

	Typ value	FM input mute	Quality constant	Stereo PLL
High	2.4~5V	Unmuted	Long	Not-hold
Mid	1~2.4V	Unmuted	Short	Not-hold/Hold
Low	1V or lower	Muted	Short	Hold

Stereo PLL when set to Mid can be set to either Not-hold/Hold by the data.

During hold, condition of ST/MONO will be maintained to the state when hold is started.

High	Normal reception
Mid	Although sound is output, Quality (RDS-Noise) is being checked with short time constant.
Low	With mute on (no sound), the condition of RDS AF stations are being checked.

② TUN_TYPE0, TUN_TYPE1

	TYPE0	TYPE1
AFTER	L	L
OEM1	L	H
OEM2	H	L
OEM3	H	H

③ TYPE3, TYPE2, TYPE1, TYPE0

Model	Destination	TYPE3	TYPE2	TYPE1	TYPE0
KVT-715DVD	K	0	0	0	1
KVT-725DVD	E	0	0	1	0
KVT-735DVD	M	0	0	1	1
KVT-765DVD	C	0	1	0	0
KVT-745DVD	X	0	1	0	1
KVT-815DVD	K2	0	1	1	0
KVT-745DVD	R	0	1	1	1
DDX7015	K	1	0	0	1
DDX7025	E	1	0	1	0
DDX7035	M	1	0	1	1
DDX7065	C	1	1	0	0
DDX7045	X	1	1	0	1
DDX7045	R	1	1	1	1

④ Audio selector (TC4052BFT)

AUDIO_SW1_A	AUDIO_SW1_B	Output	
L	L	IN3	Not used
H	L	IN2	AVIN
L	H	IN1	TV
H	H	IN0	LX

AUDIO_SW2_A	AUDIO_SW2_B	Output	
L	L	IN3	Not used
H	L	IN2	AVIN
L	H	IN1	TV
H	H	IN0	Not used.

Note : Each output is reversed by a transistor

⑤ Video selector

BA7652AF

VISUAL_SW1_1	VISUAL_SW1_2	Output	
L	L	IN1	TV
H	L	IN2	AVIN
L	H	IN3	NAVI
H	H	MUTE*	

* : MUTE_ON when full OSD is switched, OFF when normal visual source is switched from OSD.

BA7612F

VISUAL_SW2_1	VISUAL_SW2_2	Output	
L	L	IN1	DVD
L	H	IN2	TV
H	L	IN3	AVIN
H	H	MUTE	

TEST MODE

● How to enter the test mode

While pressing and holding the Eject key and SRC key, reset the unit.

● How to exit from the test mode

While holding the Reset key, reset the unit.

Note : Turning ACC off, power off, momentary powers down are does not exit for the test mode.

● Test mode operation

- Source selector : VIDEO
Each press of the V SEL key in TEST mode should switch from VIDEO→NAVIGATION→DVD→VIDEO
- Volume : STEP 30
- Switching for Video detector or Test mode main menu (for FNC key on)
- Microprocessor information
- Information for service menu / Serial code writing *
- Chroma adjustment *
- Writing value for LCD panels touch position adjustment *
- Panel mechanism position adjustment *
- Display position adjustment *
- Security code writing (E,M,X,C type only) *

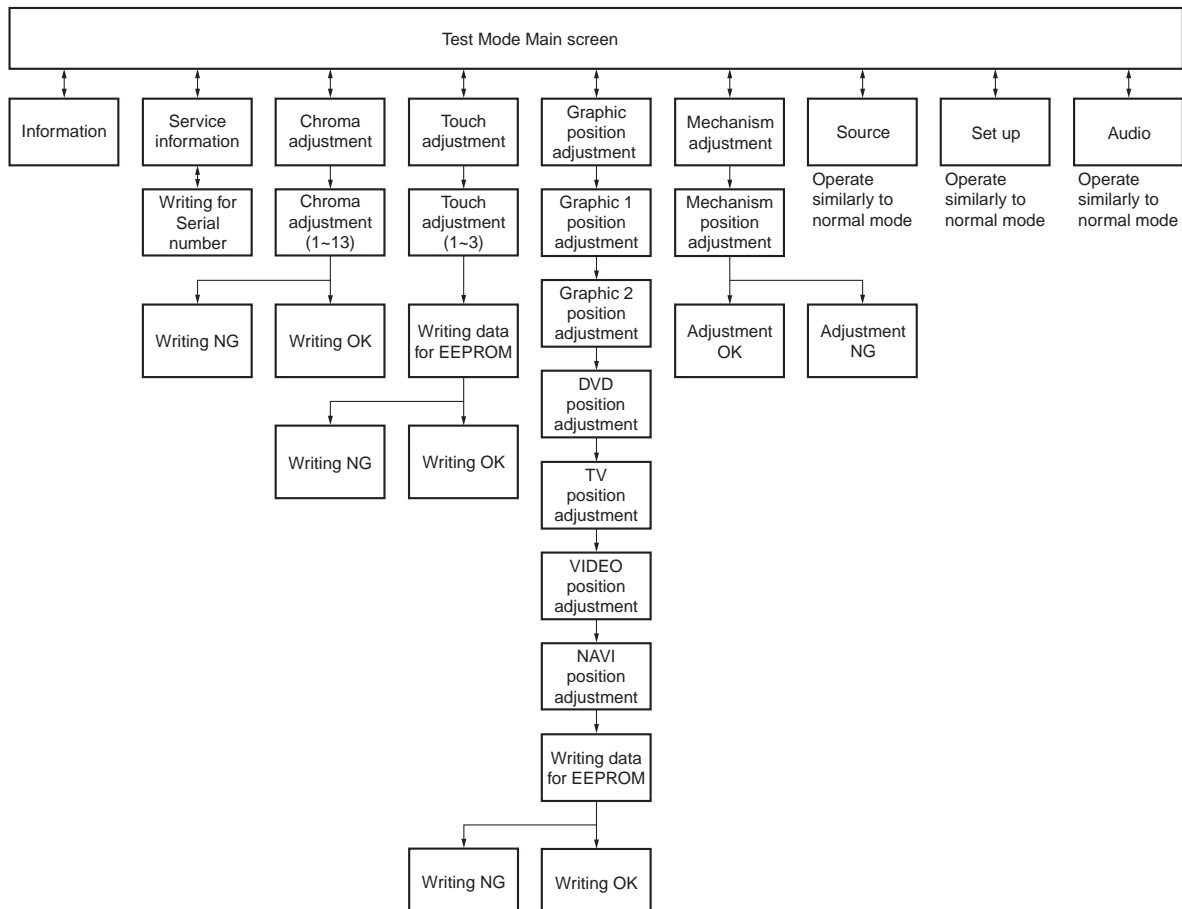
You must adjustment for * mark function when you repaired for IC200 (X14-939 : Video control unit).

● Simple way to clear the security code (without E,M,X,C type)

- 1) How to enter the security code entry
While pressing the Reset key when unit is security on mode.
- 2) Enter, "KCAR" with the remote controller as described below.
 - Press the remote controller 5 key twice. (Enters a "K")
 - Press the remote controller 2 key three times. (Enters a "C")
 - Press the remote controller 2 key once. (Enters an "A")
 - Press the remote controller 7 key twice. (Enters an "R")
 Code request mode appears if a mistake was made in entering the numbers.
- 3) Security function is canceled and unit sets to Menu display mode.

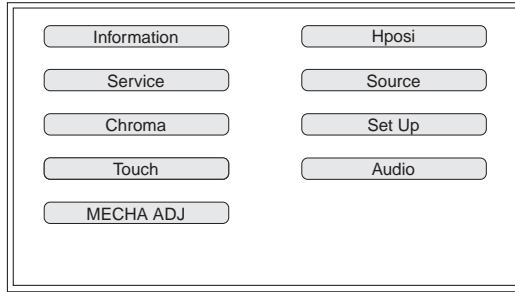
● Specification of test mode on-screen

Default display is Test mode Main when selected graphic display mode that in the test mode.



TEST MODE

● Test mode Main

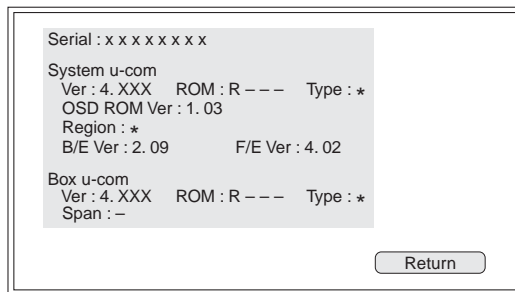


• Key specification

- Information : Change to Information screen
- Service : Change to service information screen
- Chroma : Change to Chroma adjustment screen
- Touch : Change to Panel Touch adjustment screen
- MECHA ADJ : Change to Mechanims adjustment screen
- Hposi : Change to horizontal position adjustment screen
- Source : Change to source screen
- Setup : Change to setup screen
- Audio : Change to audio screen

● Information screen

Display for microprocessor, serial number and DVD region code information.



• Key specification

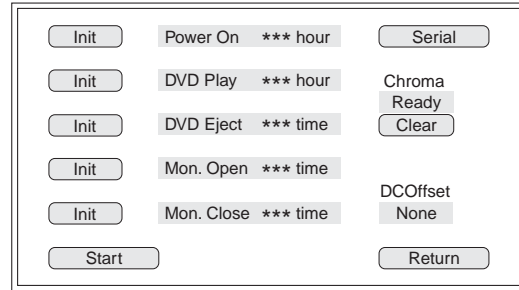
- Return : Change to Test Mode Main screen

● Service information screen

Display of service information data and initialization for the unit.

Initialized Chroma adjustment data.

Display of DC offset voltage detect information. (for audio power amp)



• Key specification

- Init : Select for initialization item
- START : Initialization data when while pressing and holding about 2 second any more.
- SERIAL : Change to Serial number input screen
- CLEAR : EEPROM data cleared.
- RTN : Change to Test Mode Main screen

• Adjustments procedure

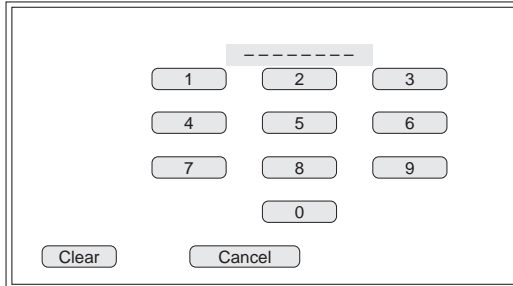
- 1) Select for Init key when you wont initialized data.
- 2) While pressing and holding START key about 1 second any more.
- 3) DC offset information
DC offset detect information for the display
None : Not detected (normal), Detect : Detected
- 4) Initialized DC offset information
While pressing and holding the Eject key and Volume down key, reset the unit.

TEST MODE

● Writing Serial number data screen

Serial data writing for each unit.

1) Serial number input screen



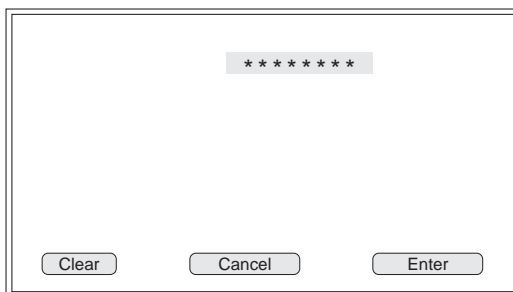
- Key specification

0~9 : 10key use for serial number

Clear : Clear for on entry serial number data.

Cancel : Change to Service information screen

2) Serial number writing screen



- Key specification

Enter : Writing for serial number data for the unit (Complete : Writing OK, NG : Miss writing)

Press to cancel key when exit this function.


You can try again adjustment when if appears on serial number write NG.

Clear : Clear for on entry serial number data

Cancel : Change to Service information screen

● Chroma adjustment screen

Chroma IC adjustment uses an accessory remote controller. (The selector of the remote controller is set the Audio mode) Initialized Chroma adjustment data. (for service information screen)



- Key specification (for remote controller)

DIRECT : Chroma adjustment mode on/off (EEPROM Writing)

PLAY/PAUSE : Chroma adjustment value fixed/cancel

7 (10 key) : Chroma adjustment (previous)

8 (10 key) : Chroma adjustment value change (up)

9 (10 key) : Chroma adjustment (reverse)

0 (10 key) : Chroma adjustment value change (down)

- Adjustment item

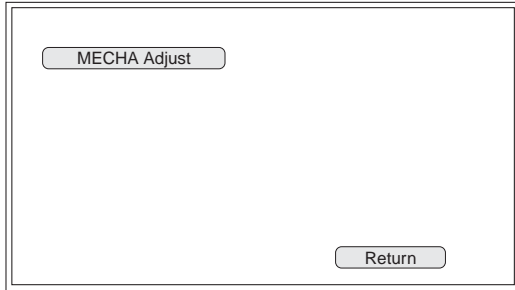
1.	CH16	: VCO freerun	value 00h~FFh
2.	CH6	: Bright	value 00h~FFh
3.	CH13	: Contrast	value 00h~FFh
4.	CH5	: Black limiter	value 00h~7Fh
5.	CH10	: White limiter	value 00h~7Fh
6.	CH2	: Y gain	value 00h~FFh
7.	CH11	: Gamma1	value 00h~FFh
8.	CH12	: Gamma2	value 00h~FFh
9.	CH8	: R sub bright	value 00h~FFh
10.	CH9	: B sub bright	value 00h~FFh
11.	CH14	: R sub contrast	value 00h~FFh
12.	CH15	: B sub contrast	value 00h~FFh
13.	CH1	: VCOM	value 00h~FFh

TEST MODE

● MECHA ADJ screen

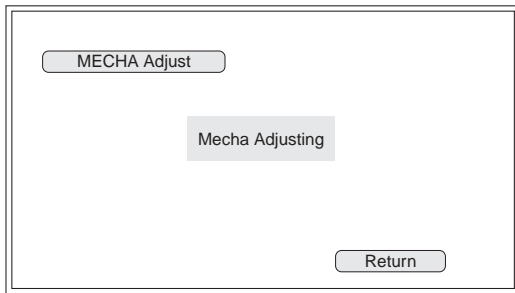
Panel mechanism position is adjusted in this screen.
There are cases where panel opens at power on, when exchanging DVD mechanism.

1) MECHA Adjust screen

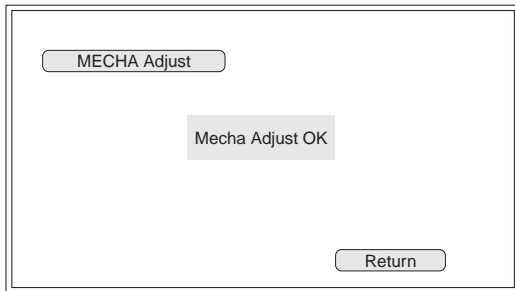


- Key specification
MECHA Adjust : Starts mechanism position adjustment
Return : Change to Test Mode Main screen

2) MECHA Adjust in progress screen



3) MECHA Adjust complete screen

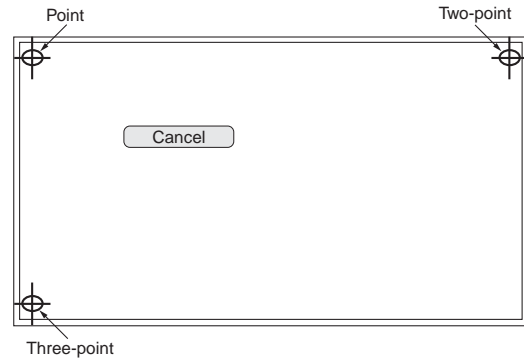


You can try again adjustment when it appears on EEPROM write NG.

● Touch adjustment screen

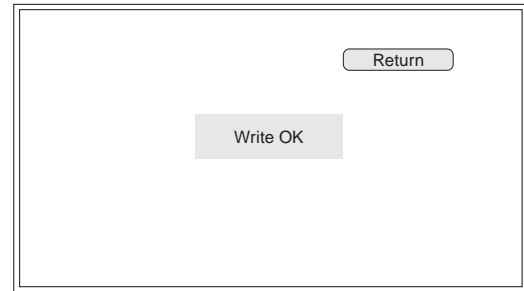
Key touch position correction adjustment for the Touch panel.
Adjust to 3-point position on the touch panel. The unit comes to adjustment is complete when you can get EEPROM OK appear on the screen.

1) Input touch position data



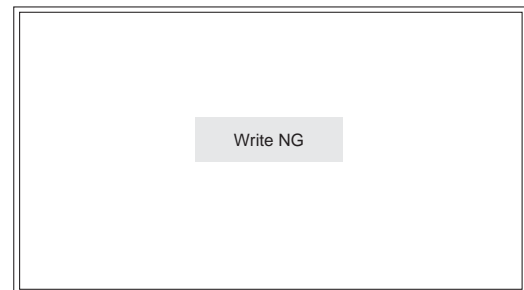
- Key specification
Cancel :
Input touch position data (point) : Change to Test Mode Main screen
Other : Change to Input touch position function (for point)

2) Writing OK screen



- Key specification
Return : Change to Test Mode Main screen

3) Writing NG screen



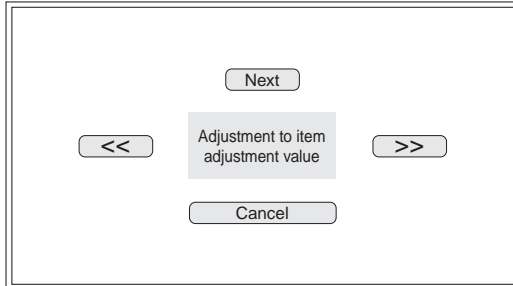
You can try again adjustment when it appears on EEPROM write NG.

TEST MODE

● H position adjustment

Adjusting Horizontal position for each video input source.

1) Graphic HPOSI adjustment



• Key specification

CANCEL : Change to Test Mode Main screen

>> : Display position moving to right side

<< : Display position moving to left side

NEXT : Next video source adjustment or writing data for EEPROM (at the end of NAVI adjustment)


2) Writing OK screen



• Key specification

Return : Change to Test Mode Main screen

3) Writing NG screen



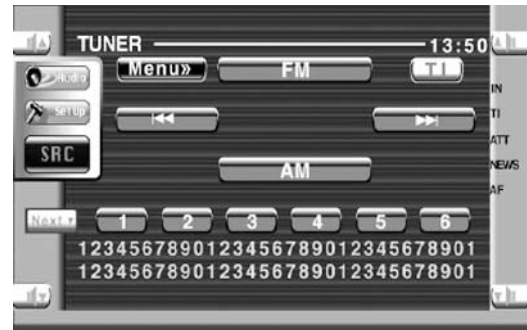
You can try again adjustment when If appear on EEPROM write NG.

● Source screen

Operate similarly to normal mode.

But change to Test Mode Main screen when press to setup and audio keys.

Change to Test Mode Main screen.



● Audio screen

Operate similarly to normal mode.

But change to Test Mode Main screen when press to SRC and setup keys.

Change to Test Mode Main screen.



● Setup screen

Operate similarly to normal mode.

But change to Test Mode Main screen when press to SRC and audio keys.

Change to Test Mode Main screen.



TEST MODE

● Security code writing (E,M,X,C type only)

Security code writing for the unit that control for pair with serial number.

1) How to enter to writing security code

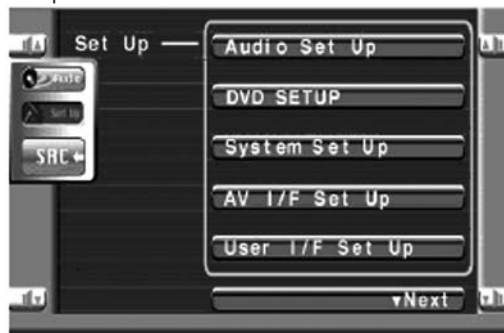
1. Press to Security key when test mode setup screen.
2. Press to Set key When appear on display that security data memory is blank.
3. Security code input to same as normal mode and press to Enter Key on.

Caution : You must security code writing for the unit when control for pair with serial number.

Complete : Writing OK, Writing NG

You can try again adjustment when if appears on writing NG.

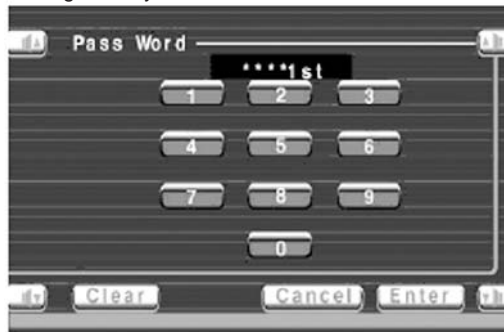
Setup Menu screen



Calling security screen



Writing security code screen



ADJUSTMENT

● Chroma IC Adjustment (X14-939)

No.	Adjustment Item	Adjustment Method	Measurement Locations (X14)	Conditions
1	DC/DC SW frequency	Connect a frequency counter to the No.8 pin of IC102 (Check land). Adjust frequency with VR1(The frequency will be notified later.)	TP925 TP100 (GND)	Input signal : None
2	DVD output level	In the replay mode, replay TDV-540 Title 2 Chapter 6. Observe the checkland with an oscilloscope and set the output level to 2Vp-p.	TP653 TP654 (GND)	
3	Chroma	Get into Chroma Adjustment Mode in the Test Mode.		
3-A	Chroma VCO	While operating with remote controller, measure the check land with frequency counter.	TP303 TP944 (GND)	10 step NTSC input to X34 AV IN
3-B	Brightness	While operating with remote controller, measure the check land with frequency counter and observe the waveform.	TP885	
3-C	Contrast		TP944 (GND)	
3-D	Black limiter			
3-E	White limiter			
3-F	Y GCA (Brightness gain)			
3-G	Gamma 1			
3-H	Gamma 2			
3-I	R sub-brightness		TP884 TP944 (GND)	
3-J	B sub-brightness		TP886 TP944 (GND)	
3-K	R sub-contrast		TP884 TP944 (GND)	
3-L	B sub-contrast		TP886 TP944 (GND)	
3-M	V-COM frequency width		TP869 TP944 (GND)	

- For adjustment methods on 3-A~3-B, refer to chroma adjustment method.
- As for remote controller operation method, refer to Remote Controller Operation Method.

● Remote Controller Operation Method at Chroma Adjustment Test Mode

Remote controller uses is the TV/NAVI remote controller AUDIO mode.

1. While pressing EJECT+SRC on the Unit (X14), press RESET key to get into the Test Mode.
2. By operating on the TEST MODE MENU screen, get into the Chroma ADJ mode.
At this time, on the upper left corner of the screen [CH : 16 VCO_FREERUN, VAL : 80] OSD display is made. HEX display.
3. Use 8, 0 on the 10 key to change the setting value. The, the VAL number on upper-left corner of the screen changes.

4. Press PLAY/PAUSE key and confirm on the setting value.
When confirmed, [CH : 16 VCO_FREERUN, VAL : 80] the color changes.
When releasing the setting, press on PLAY/PAUSE key again. When released, the color changes.
5. Use 7, 9 keys on the 10 key to set the next one. The CH value changes in the upper-left corner. Repeat the same for Item 3 to 5.
6. When all adjustments are complete, press DIRECT key, which writes the adjustment values to E2PROM. At the same time, it is possible to move out of the Chroma Adjustment mode.

ADJUSTMENT

● Chroma Adjustment Method

- While pressing on EJECT+SRC on the Unit (X14), press RESET to enter the Test Mode. (Refer to Remote Controller Operating Method 1.)
- Press DIRECT key on the TV remote controller and get into the Chroma Adjustment mode. (Refer to Remote Controller Operating Method 3.)
- At this point, in the upper left corner of the screen, OSD display of CH : 16, VAL : 80 HEX will appear. (Refer to Remote Controller Operating Method 2.)
- Then, the following adjustment should be conducted. (Refer to Remote Controller Operating Method 3 to 5.)
- After adjusting for each item, press PLAY/PAUSE key to confirm on the selection. (Refer to Remote Controller Operating Method 4.)

No.	Adjustment Item	Test Mode	Adjustment Method	Adjustment Value	Condition
3-A	Chroma VCO	CH : 16	Using the jig, connect to GND the TP-HD (R382 between R383) and TP-VD (R380 between R381). Adjust the IC303 32pin waveform, using a frequency counter.	K : 15.734±50Hz E,M : 15.625±50Hz	Input signal : None
3-B	Brightness	CH : 6	Monitor the TP (CN850 59pin) waveform, using an oscilloscope. Adjust the amplitude value so that the waveform between the 1 step signal to the negative 1 step signal.	3.2V±0.05V	Input signal : 10 step (NTSC) 1Vpp V/S ratio
3-C	Contrast	CH : 13	Monitor the TP (CN850 59pin) waveform, using an oscilloscope. Adjust the amplitude value so that the waveform between the 8 step signal to the negative 8 step signal.	3.0V±0.05V	: 7 : 3 (75Ω at terminal) X34 AVIN input
3-D	Black limiter	CH : 5	Keep 7F and confirm and then move to the next item.	7F	Oscilloscope range
3-E	White limiter	CH : 10	Keep 7F and confirm and then move to the next item.	7F	: 500mV/DIV AC
3-F	Y GCA (Brightness gain)	CH : 2	Monitor the TP (CN850 59pin) waveform, using an oscilloscope. Adjust the amplitude value so that the waveform between the pedestal to the 9 step signal.	2.45V±0.05V	
3-G	Gamma 1	CH : 11	Monitor the TP (CN850 59pin) waveform, using an oscilloscope. Adjust the amplitude value so that the waveform between the pedestal to the 2 step signal.	1.1V±0.05V	
3-H	Gamma 2	CH : 12	Monitor the TP (CN850 59pin) waveform, using an oscilloscope. Adjust the amplitude value so that the waveform between the pedestal to the 10 step signal.	3.4V±0.05V	
3-I	R sub-brightness	CH : 8	Monitor the TP (CN850 58pin and 59pin) waveform, using an oscilloscope. It is adjusted so that 58pin signal level higher 0.1V than 59pin signal (for 1 step signal).	0.1V±0.05V	
3-J	B sub-brightness	CH : 9	Monitor the TP (CN850 60pin and 59pin) waveform, using an oscilloscope. It is adjusted so that 60pin signal level higher 0.1V than 59pin signal (for 1 step signal).	0.1V±0.05V	

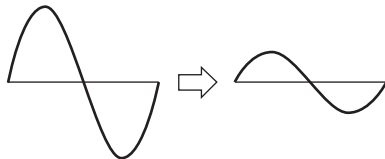
ADJUSTMENT

No.	Adjustment Item	Test Mode	Adjustment Method	Adjustment Value	Condition
3-K	R sub-contrast	CH : 14	Monitor the TP (CN850 58pin and 59pin) waveform, using an oscilloscope. It is adjusted so that 58pin signal level higher 0.1V than 59pin signal (for 9 step signal).	0.1V±0.05V	Input signal : 10 step (NTSC) 1Vpp V/S ratio : 7 : 3 (75Ω at terminal) X34 AVIN input Oscilloscope range : 500mV/DIV AC
3-L	B sub-contrast	CH : 15	Monitor the TP (CN850 60pin and 59pin) waveform, using an oscilloscope. It is adjusted so that 60pin signal level higher 0.1V than 59pin signal (for 9 step signal).	0.1V±0.05V	
3-M	VCOM amplitude	CH : 1	Monitor the TP (CN850 39pin) waveform, using an oscilloscope. Adjust the amplitude value so that VCOM square wave.	2.25Vpp±0.05V	

After adjusting 3-A~3-M and confirming them, press DIRECT key.

At this point, all data is written to the E2PROM. (Refer to Remote Controller Operating Method 6.)

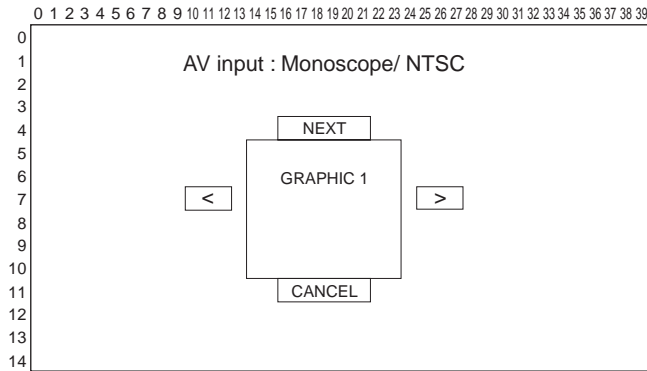
● Video Adjustment (X35-433)

Step	Items	Condition	Adjustment / Inspection method
1	Flicker	Composite SYNC Gray PASTE (White 30~50%)	<p>Boot the unit in the Flicker Adjustment mode.</p> <p>Set the range of oscilloscope to 5mV or less and adjust VR203 so that amplitude of waveform (flicker) will be the smallest.</p> 
2	Touch coordinate		<p>Press the [TOUCH] key in the Test Mode Main screen. Then, starting from the upper left and in the order of upper right and lower left, conduct adjustment.</p> <p>Confirm on the "Write OK!" display, and press [Return].</p>
3	Screen start point	Monoscope (NTSC) TV reception	<p>Press on the [Hposi] key on the Test Mode Main screen.</p> <p>Use the Graphic1 so that graphic is centered. Adjust with [←] and [→] keys.</p> <p>Next, using the Graphic2, with TC1, [←] and [→] keys, adjust so that right and left will be equal. Then, press on the [NEXT], and adjust on DVD, TV, VIDEO and NAVI one by one with [←] and [→] keys.</p> <p>Finally, confirm on the "Hposi OK" display, and press [Return].</p> <p>Note :</p> <ul style="list-style-type: none"> • When adjusting Graphic1, from TV-SG, input monoscope (NTSC) and adjust. • When adjusting TV Screen, connect the TV tuner below. • When adjusting NAVI Screen, use DVZ-2200 and adjust with 2-screen display frame.

ADJUSTMENT

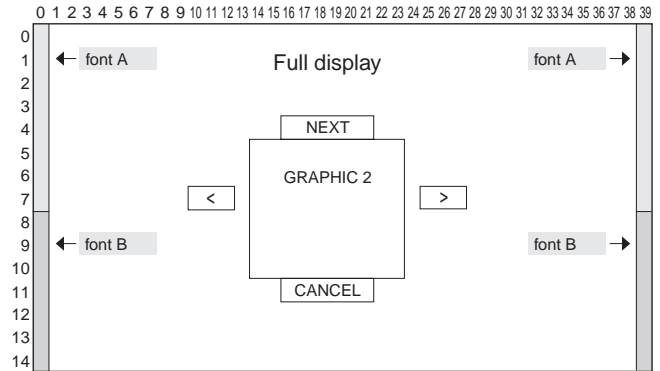
● Screen Adjustment

1) Graphic Screen



Using the touch panel, adjust so that the mono-scope screen comes at the center.

Adjust with the horizontal direction of the monoscope.




Turn TC1 and adjust so that the font screen comes at the center.

Adjust while watching the fonts to the right and left.

Enlargement (Font A and B)

Left side



Slide the right and left notches to outside the screen by 2 or 3 dots.

Right side



Left side ① (Slide 2 dots to outside)



Font A
One red dot can be seen on.
Font B
Blue cannot be seen on the left side.
Two white dots can be seen.

Right side ① (Slide 2 dots to outside)



Font A
One blue dot can be seen on the right side.
Font B
Red cannot be seen on the right side.
Two white dots can be seen.

Left side ② (Slide 3 dots to outside)



Font A
Red dots cannot be seen on the left side.
Font B
Blue cannot be seen on the left side.
One white dot can be seen.

Right side ② (Slide 2 dots to outside)

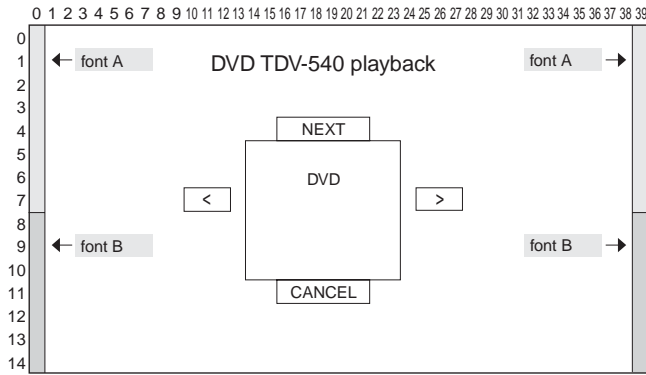


Font A
Blue dots cannot be seen on the right side.
Font B
Red cannot be seen on the right side.
One white dot can be seen.

OK if either ① or ② on the left side.
OK if either ① or ② on the right side.
① and ② combination are all OK.

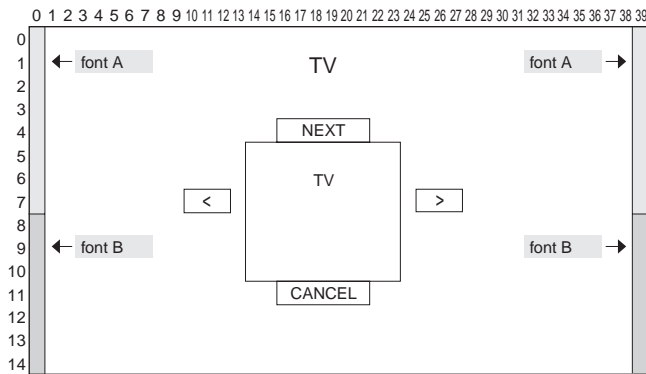
ADJUSTMENT

2) DVD Screen



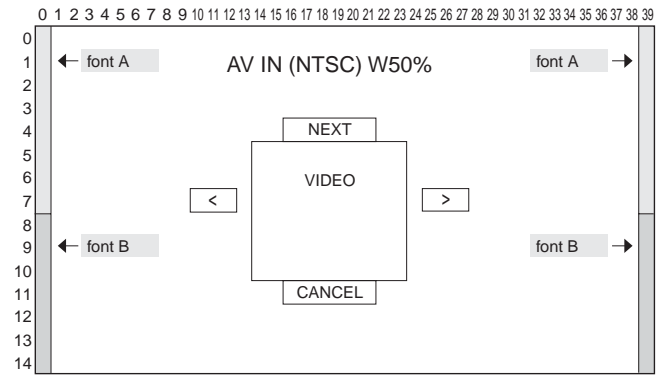
- Using the touch panel, adjust so that the screen comes at the center.
- Adjust with Fonts A and B.
- Any chapters from TDV-540 can be used.

3) TV Screen



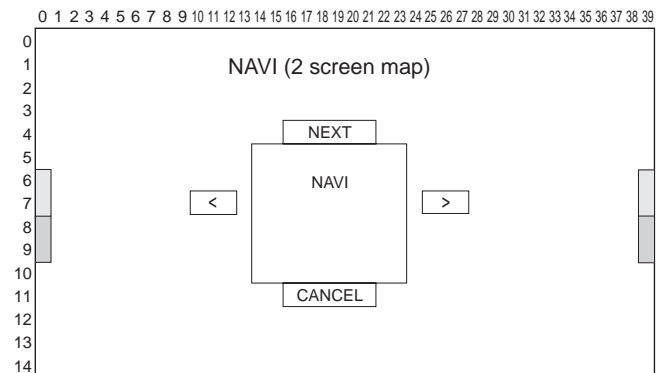
- Using the touch panel, adjust so that the screen comes at the center.
- Adjust with Fonts A and B.
- Use the TV/BOX that is appropriate for the destination.

4) VIDEO Screen



- Using the touch panel, adjust so that the screen comes at the center.
- Adjust with Fonts A and B.
- For input signal, NTSC is a must. If the fonts can be appropriately confirmed, less that W50% is OK.

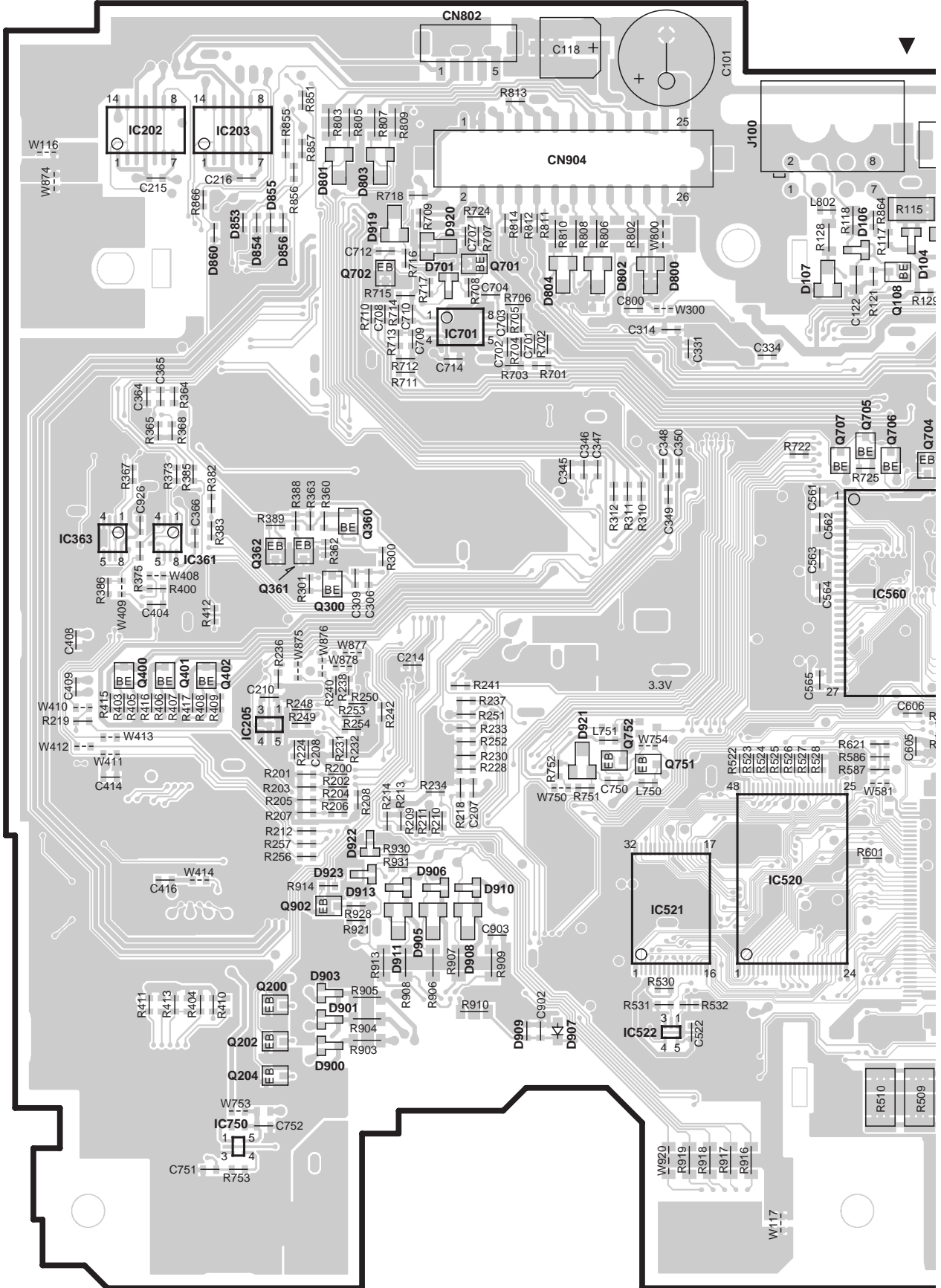
5) NAVI Screen

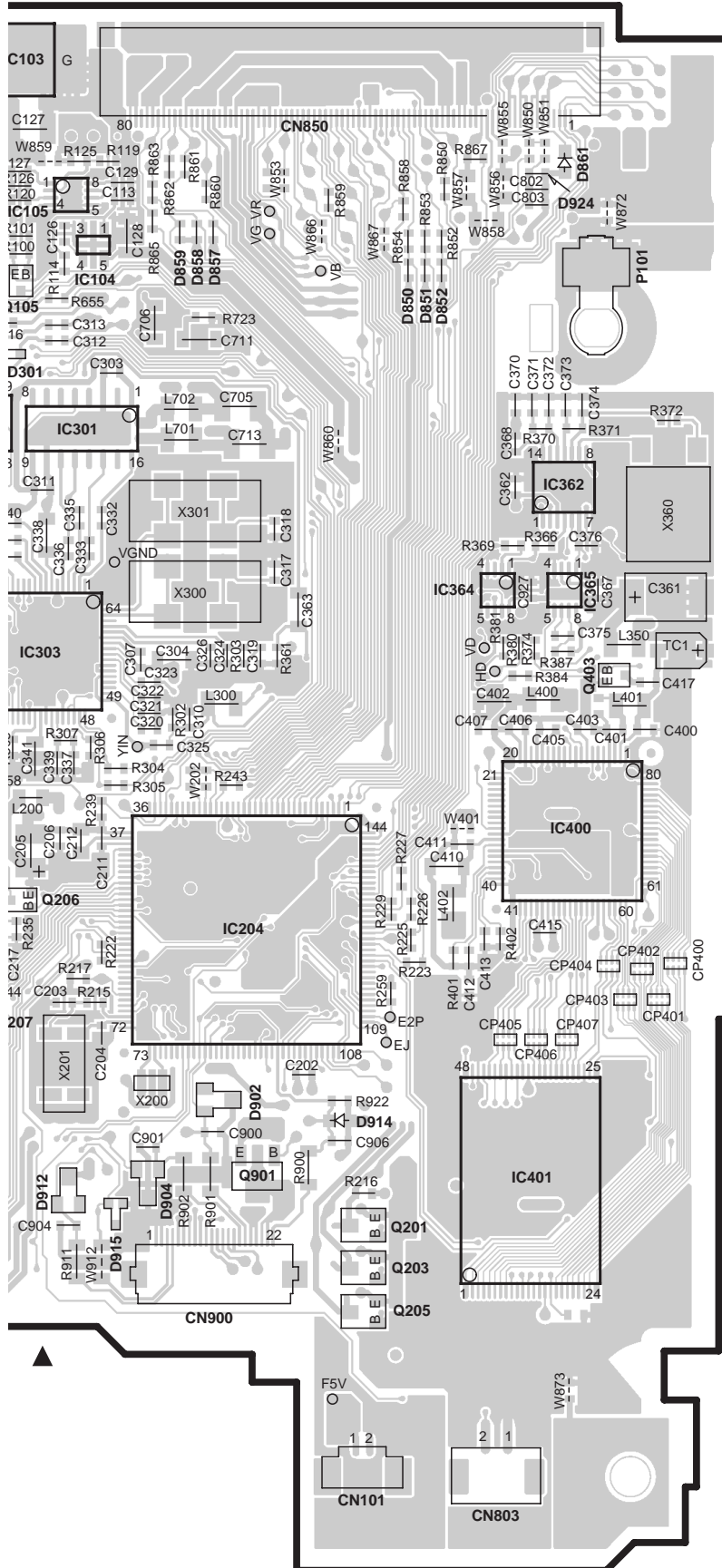


- Using the touch panel, adjust so that the screen comes at the center.
- Use the outside frames of the 2-screen map to adjust.

PC BOARD (COMPONENT SIDE VIEW)

VIDEO CONTROL UNIT X14-939x-xx (J74-1614-32)





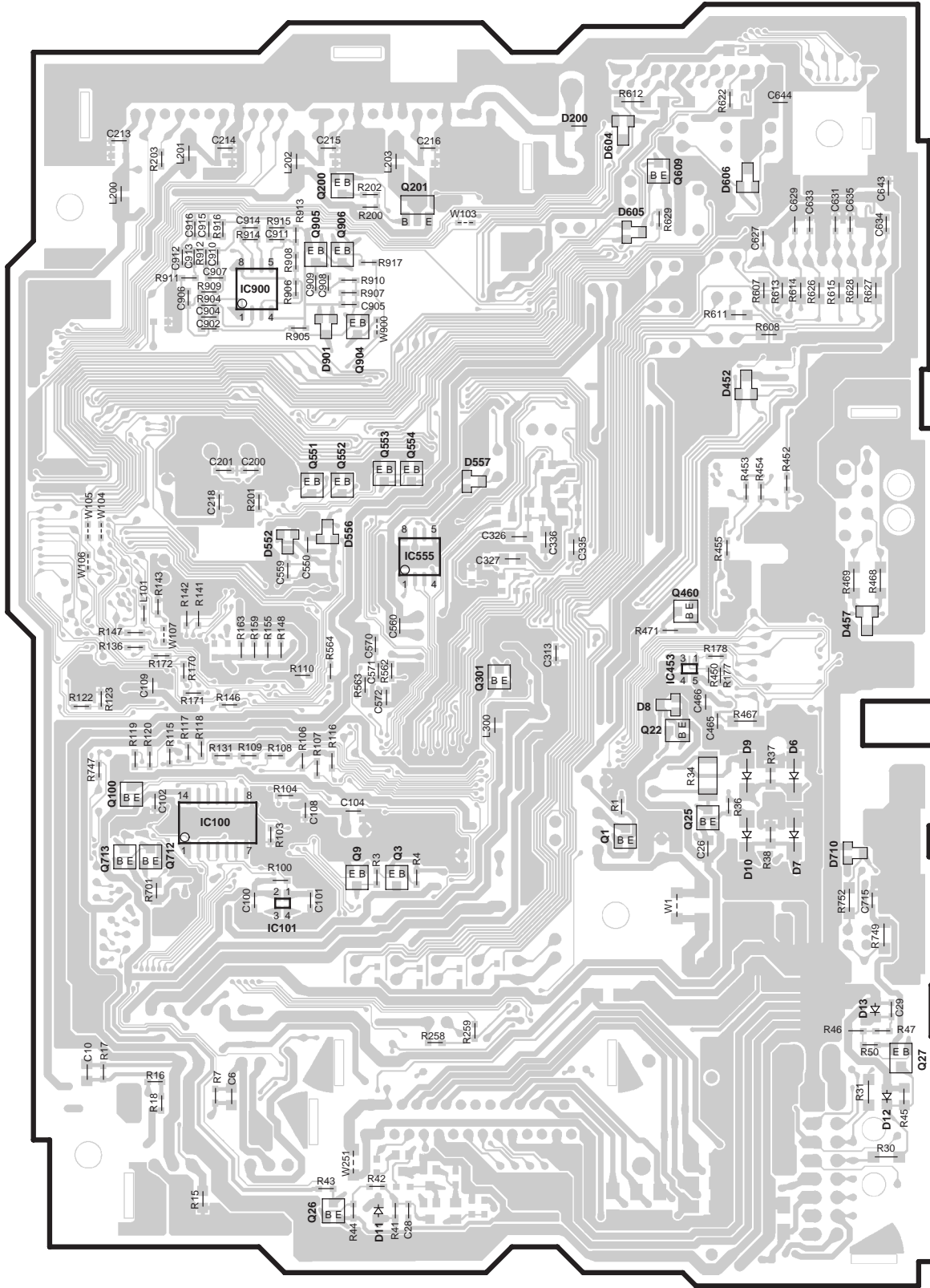
X14-939x-xx

Ref. No.	Address	Ref. No.	Address
IC100	5L	IC770	50
IC101	3L	Q100	20
IC103	20	Q101	5L
IC104	2P	Q102	3L
IC105	20	Q104	20
IC106	5L	Q105	20
IC107	4N	Q106	20
IC108	5L	Q109	5L
IC200	60	Q110	4L
IC204	5P	Q111	2M
IC206	50	Q112	4N
IC207	50	Q113	6L
IC300	40	Q114	6L
IC301	3P	Q115	6L
IC302	30	Q116	6L
IC303	40	Q118	2L
IC304	30	Q119	2L
IC305	40	Q121	6L
IC306	30	Q123	6L
IC362	3R	Q124	6L
IC364	4Q	Q170	4L
IC365	4R	Q171	4K
IC400	4R	Q172	3L
IC401	6Q	Q173	3L
IC540	4N	Q201	6Q
IC541	5N	Q203	6Q
IC580	6N	Q205	6Q
IC601	5M	Q206	5P
IC650	3M	Q207	50
IC651	4L	Q403	4R
IC652	4M	Q650	3N
IC702	3M	Q652	3N
IC703	3N	Q703	4N

Refer to the schematic diagram for the values of resistors and capacitors.

PC BOARD (FOIL SIDE VIEW)

ELECTRIC UNIT X34-316x-xx A/3 (J74-1616-12)



X34-316x-xx (A/3)

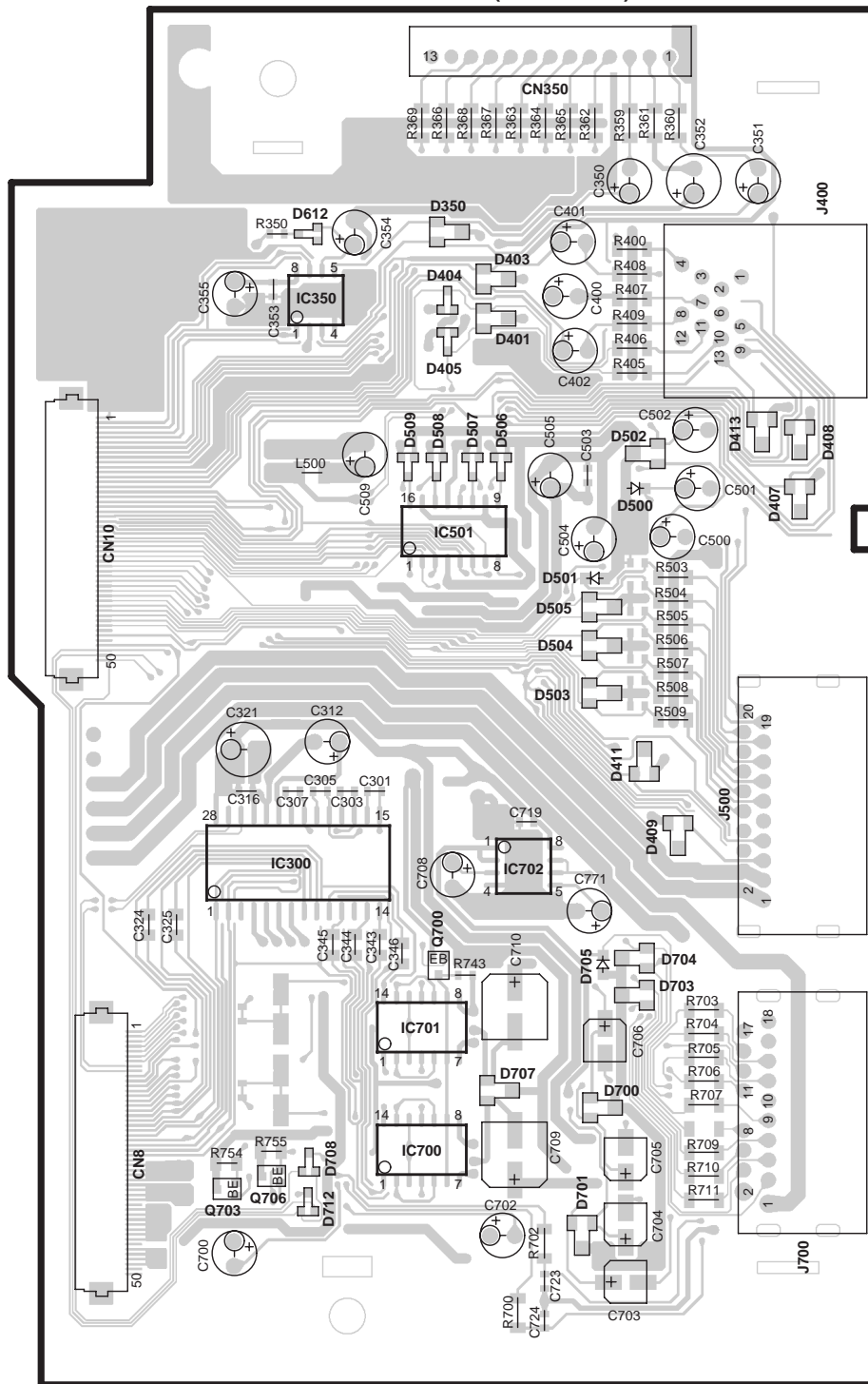
Ref. No.	Address
IC100	5Z
IC101	5AA
IC453	4AB
IC555	4AA
IC900	3AA
Q1	5AB
Q3	5AA
Q9	5AA
Q22	4AB
Q25	5AB
Q26	6AA
Q27	6AC
Q100	5Z
Q200	2AA
Q201	2AA
Q301	4AB
Q460	4AB
Q551	3AA
Q552	3AA
Q553	3AA
Q554	3AA
Q609	2AB
Q712	5Z
Q713	5Z
Q904	3AA
Q905	2AA
Q906	2AA

Refer to the schematic diagram for the values of resistors and capacitors.

DDX7015/7025/7035
DDX7045/7065

PC BOARD (COMPONENT SIDE VIEW)

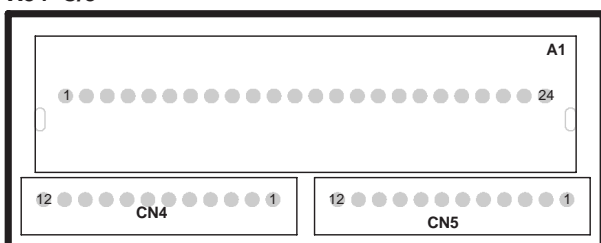
ELECTRIC UNIT X34-316x-xx B/3 (J74-1616-12)



X34-316x-xx (B/3)

Ref. No.	Address
IC300	4AF
IC350	2AF
IC501	3AG
IC700	5AG
IC701	5AG
IC702	4AG
Q700	5AG
Q703	6AF
Q706	6AF

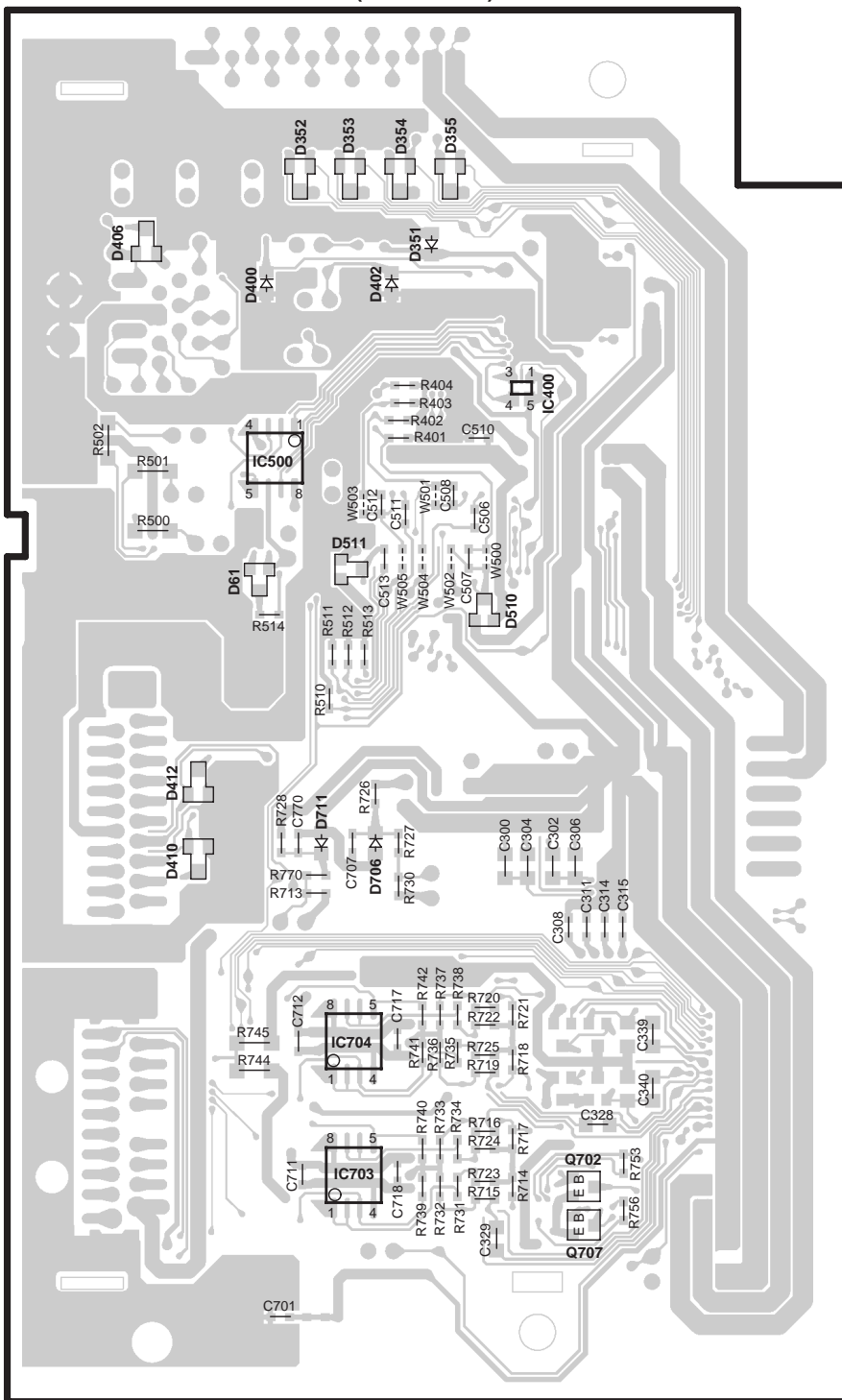
X34 C/3



Refer to the schematic diagram for the values of resistors and capacitors.

PC BOARD (FOIL SIDE VIEW)

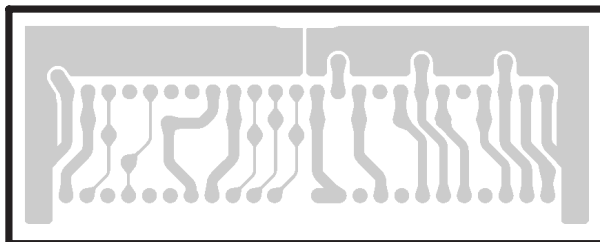
ELECTRIC UNIT X34-316x-xx B/3 (J74-1616-12)



X34-316x-xx (B/3)

Ref. No.	Address
IC400	3AL
IC500	3AK
IC703	5AK
IC704	5AK
Q702	5AL
Q707	6AL

X34 C/3

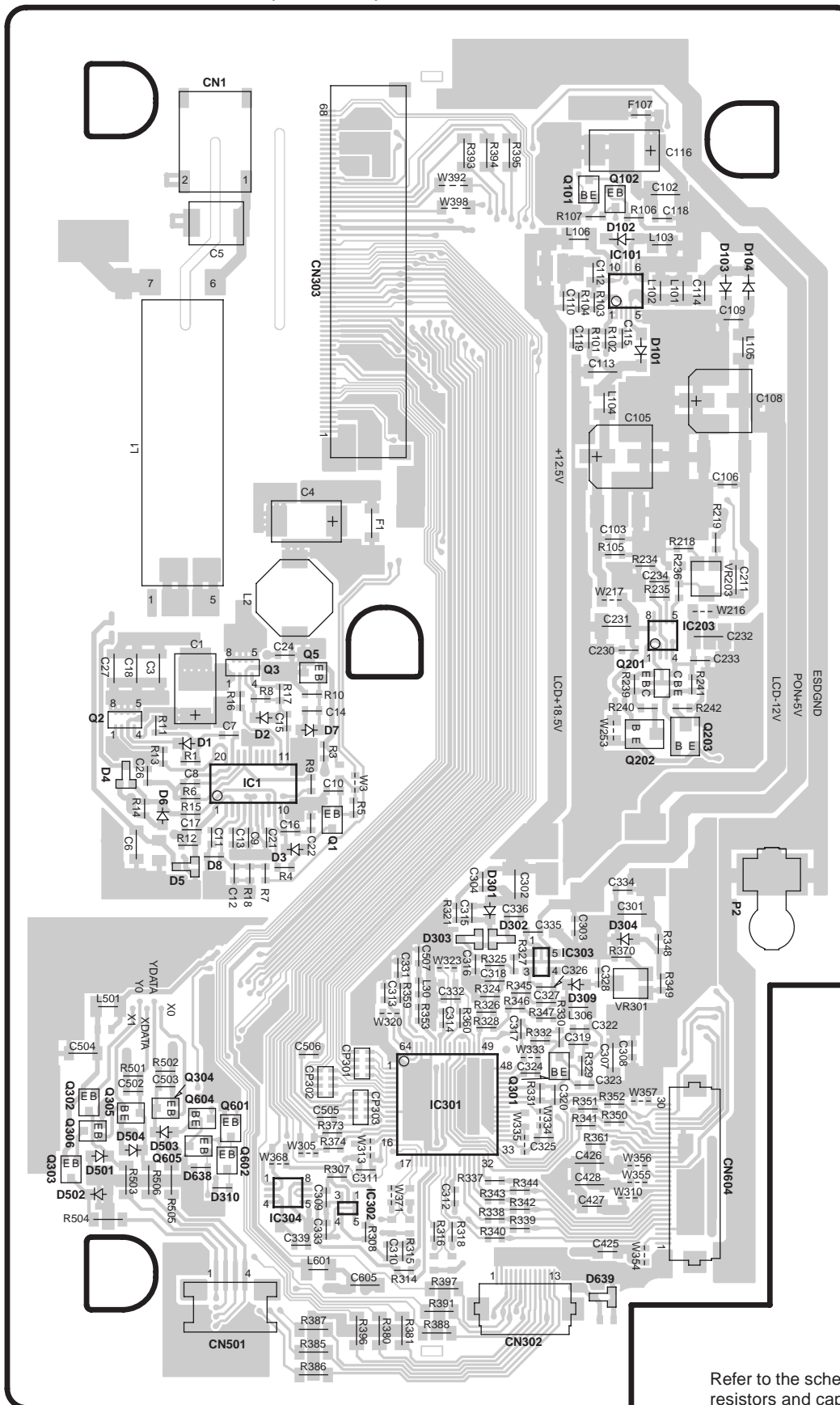


Refer to the schematic diagram for the values of resistors and capacitors.

DDX7015/7025/7035
DDX7045/7065

PC BOARD (COMPONENT SIDE VIEW)

VIDEO UNIT X35-4332-70 A/3 (J74-1598-12)



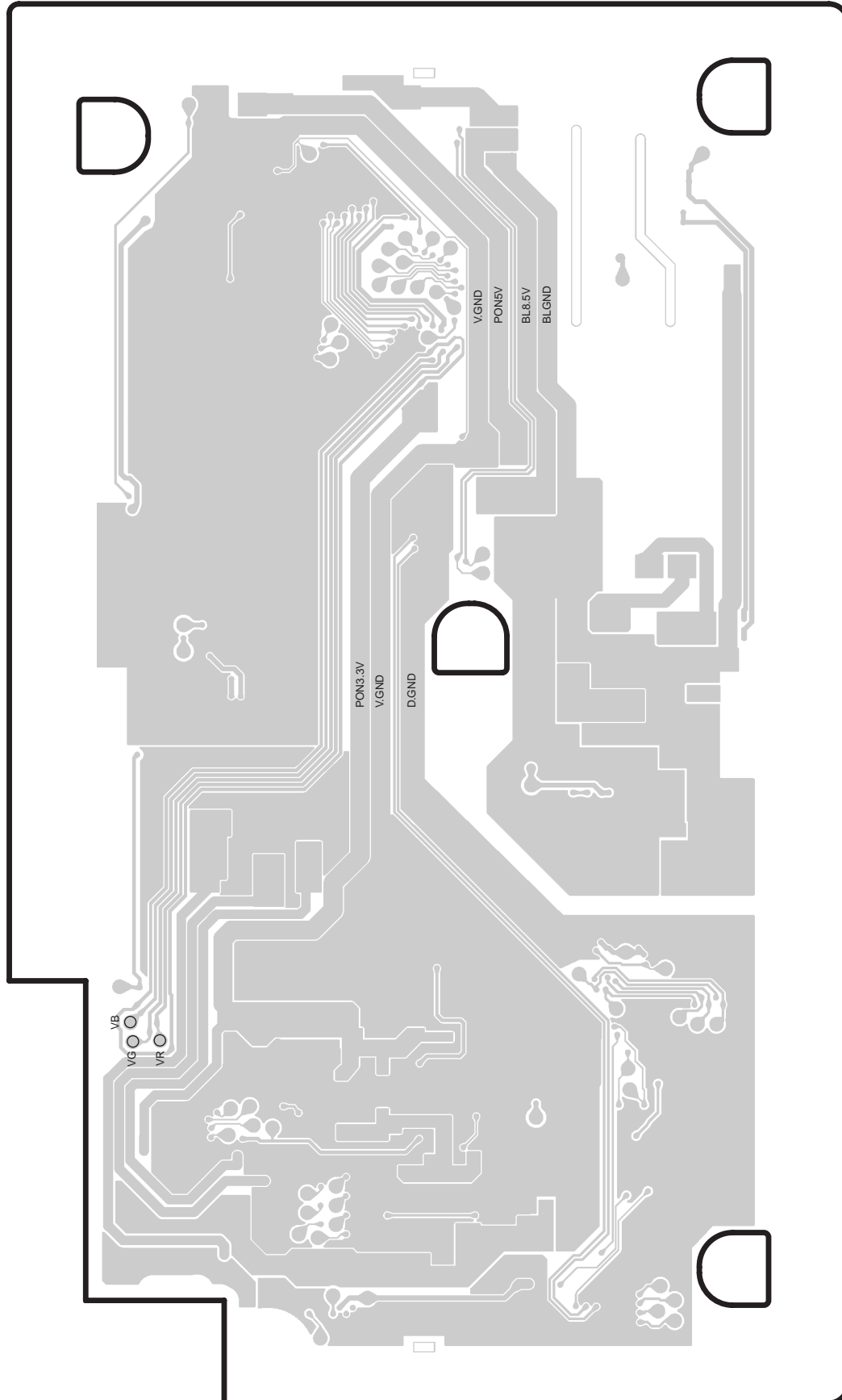
X35-4332-70 (A/3)

Ref. No.	Address
IC1	5AP
IC101	2AR
IC203	4AR
IC301	6AQ
IC302	6AQ
IC303	5AQ
IC304	6AP
Q1	5AP
Q2	4AO
Q3	4AP
Q5	4AP
Q101	2AQ
Q102	2AR
Q201	4AR
Q202	4AR
Q203	4AR
Q301	6AQ
Q302	6AO
Q303	6AO
Q304	6AP
Q305	6AO
Q306	6AO
Q601	6AP
Q602	6AP
Q604	6AP
Q605	6AP

Refer to the schematic diagram for the values of resistors and capacitors.

PC BOARD (FOIL SIDE VIEW)

VIDEO UNIT X35-4332-70 A/3 (J74-1598-12)



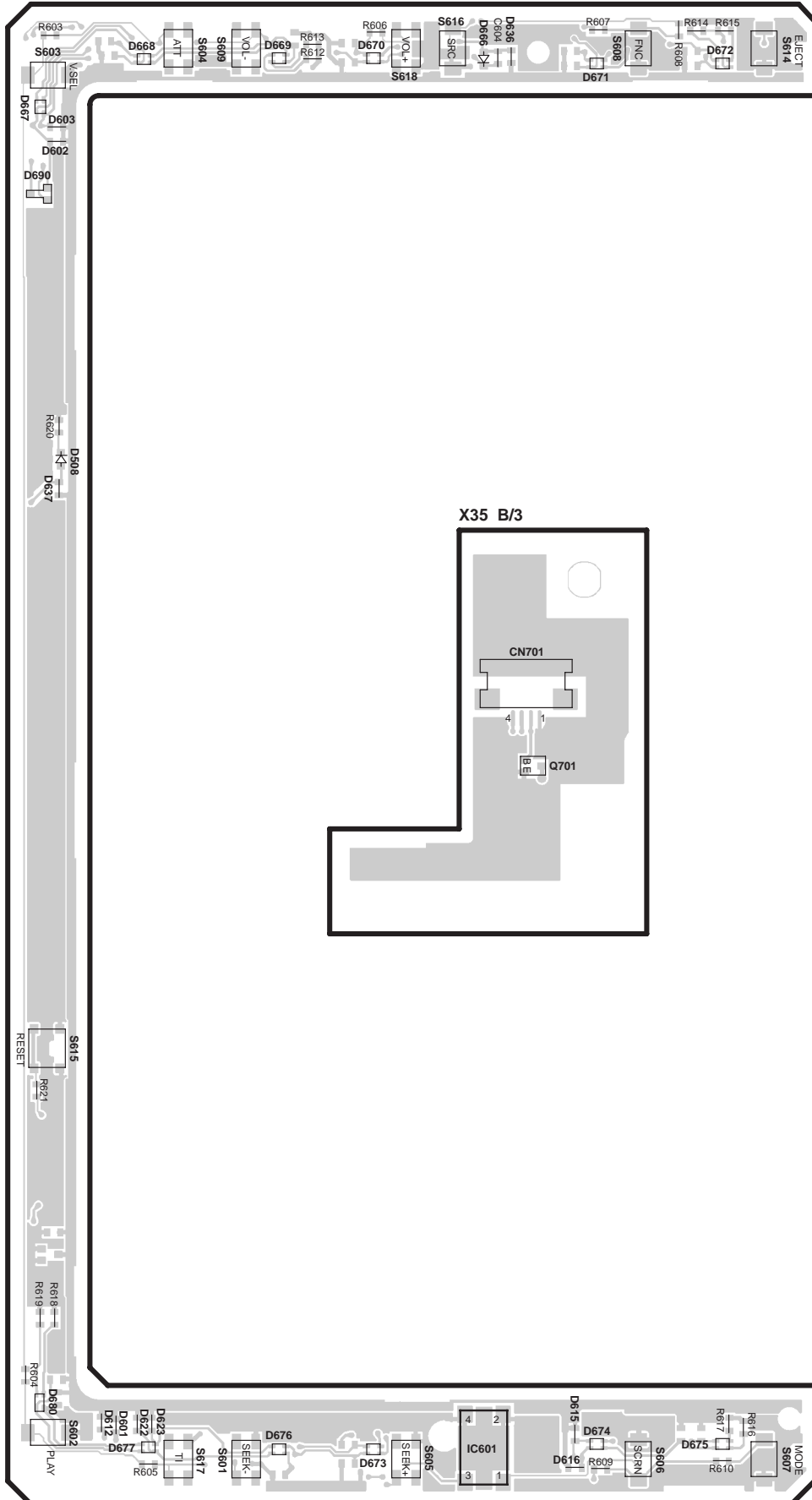
Refer to the schematic diagram for the values of resistors and capacitors.

DDX7015/7025/7035

DDX7045/7065

PC BOARD (COMPONENT SIDE VIEW)

VIDEO UNIT X35-4332-70 C/3 (J74-1598-12)



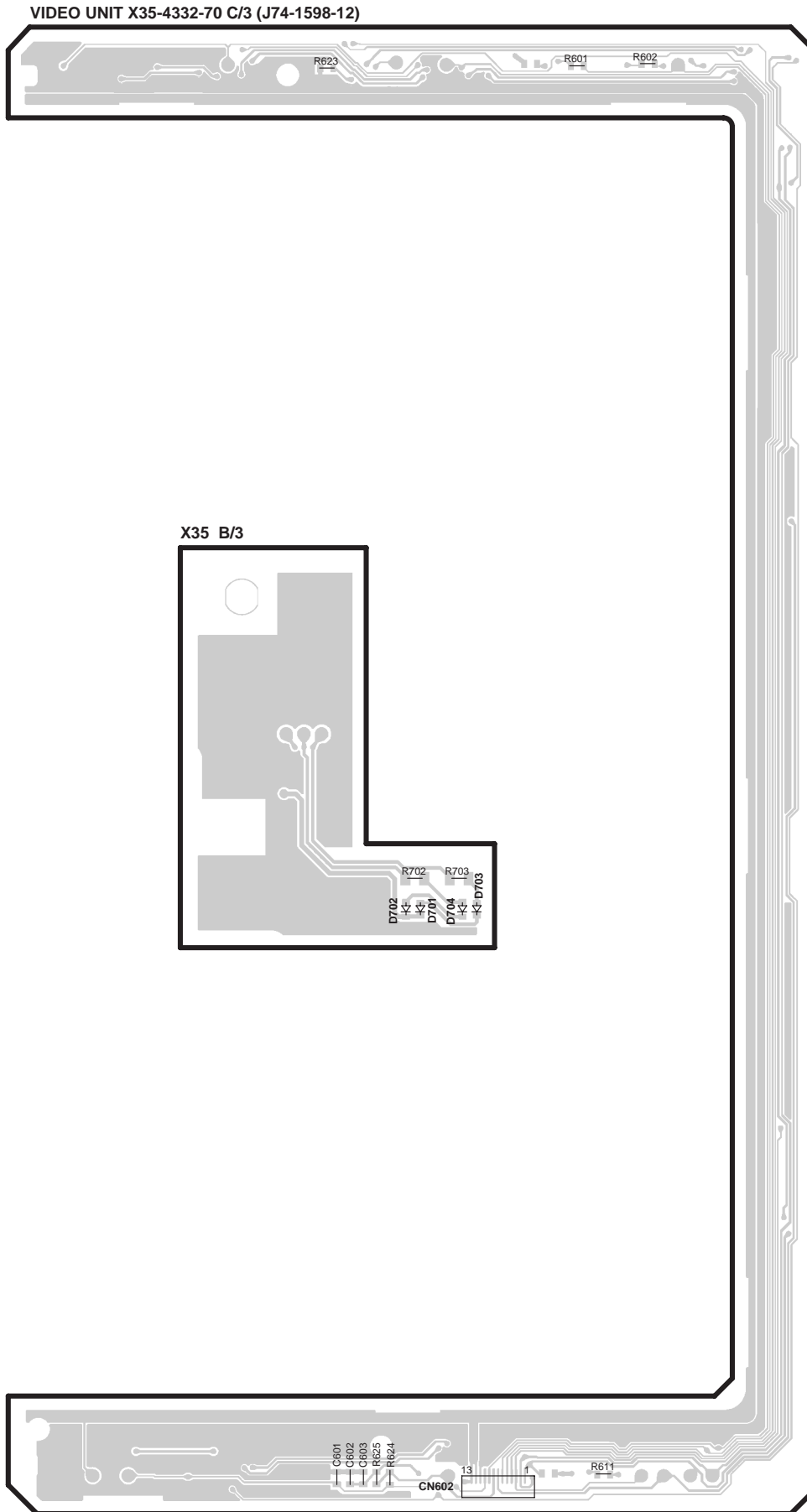
X35 B/3

X35-4332-70 (B,C/3)

Ref. No.	Address
IC601	7BA
Q701	4BA

Refer to the schematic diagram for the values of resistors and capacitors.

PC BOARD (FOIL SIDE VIEW)



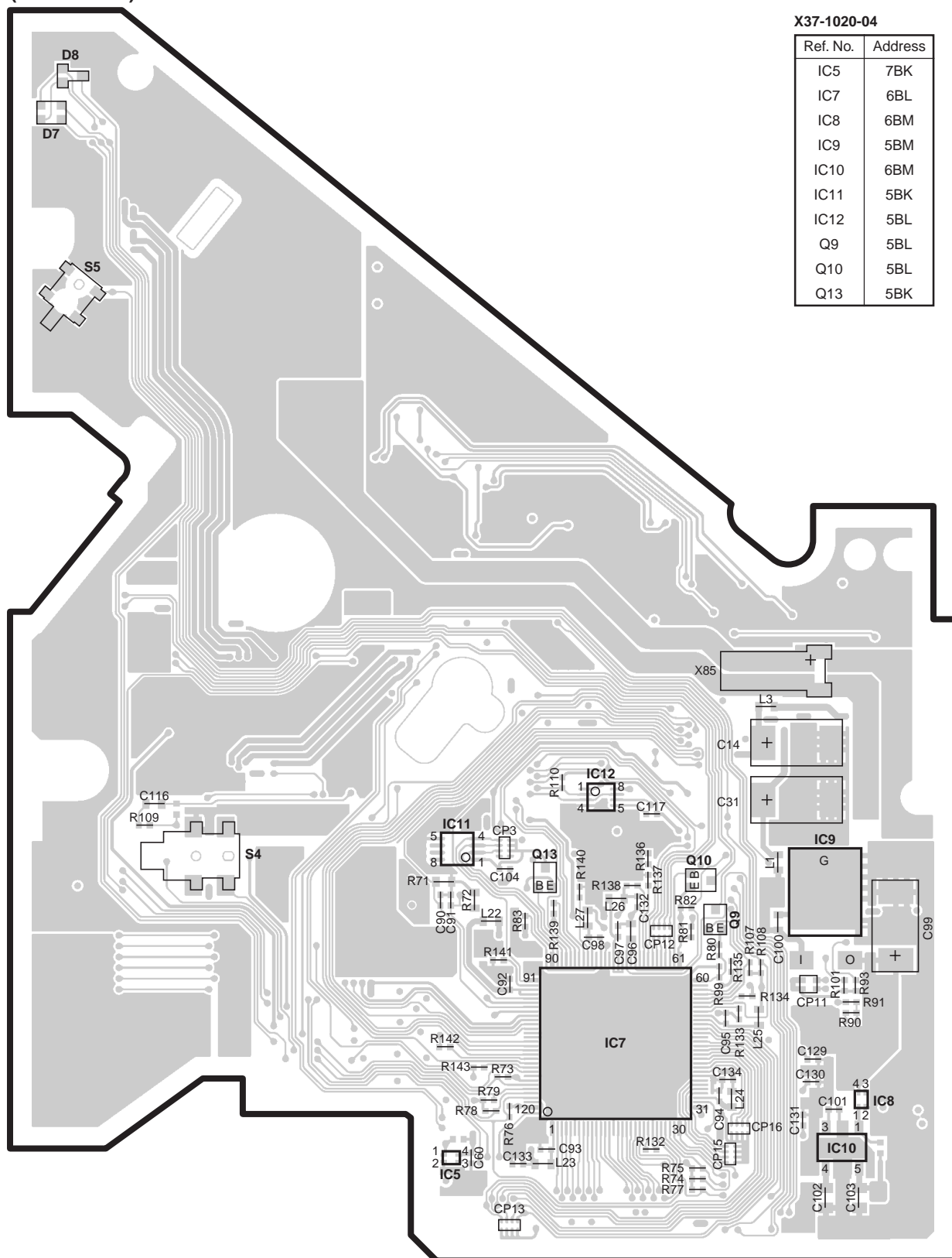
Refer to the schematic diagram for the values of resistors and capacitors.

DDX7015/7025/7035

DDX7045/7065

PC BOARD (COMPONENT SIDE VIEW)

DVD UNIT
X37-1020-04
(J74-1352-22)



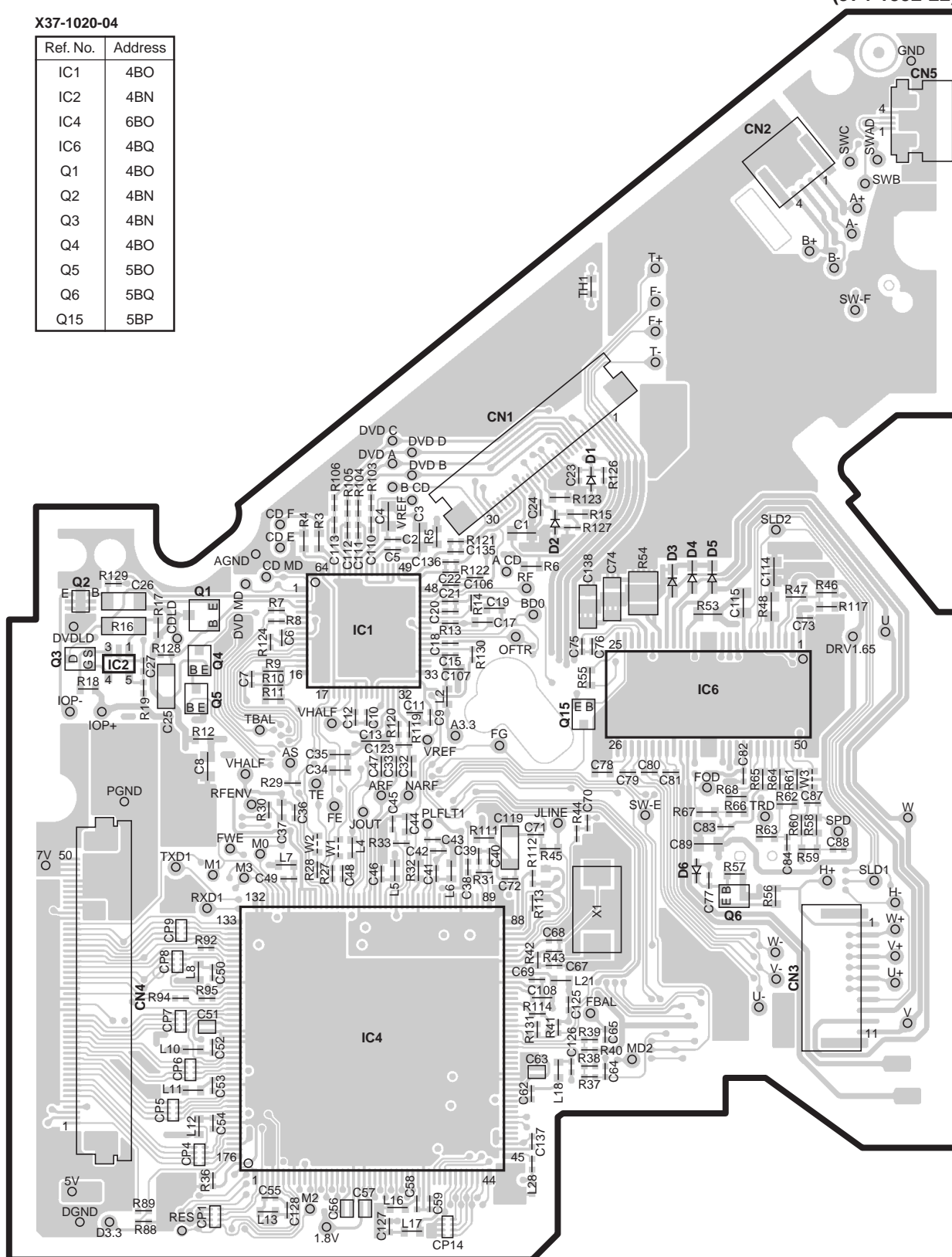
Refer to the schematic diagram for the values of resistors and capacitors.

PC BOARD (FOIL SIDE VIEW)

DVD UNIT
X37-1020-04
(J74-1352-22)

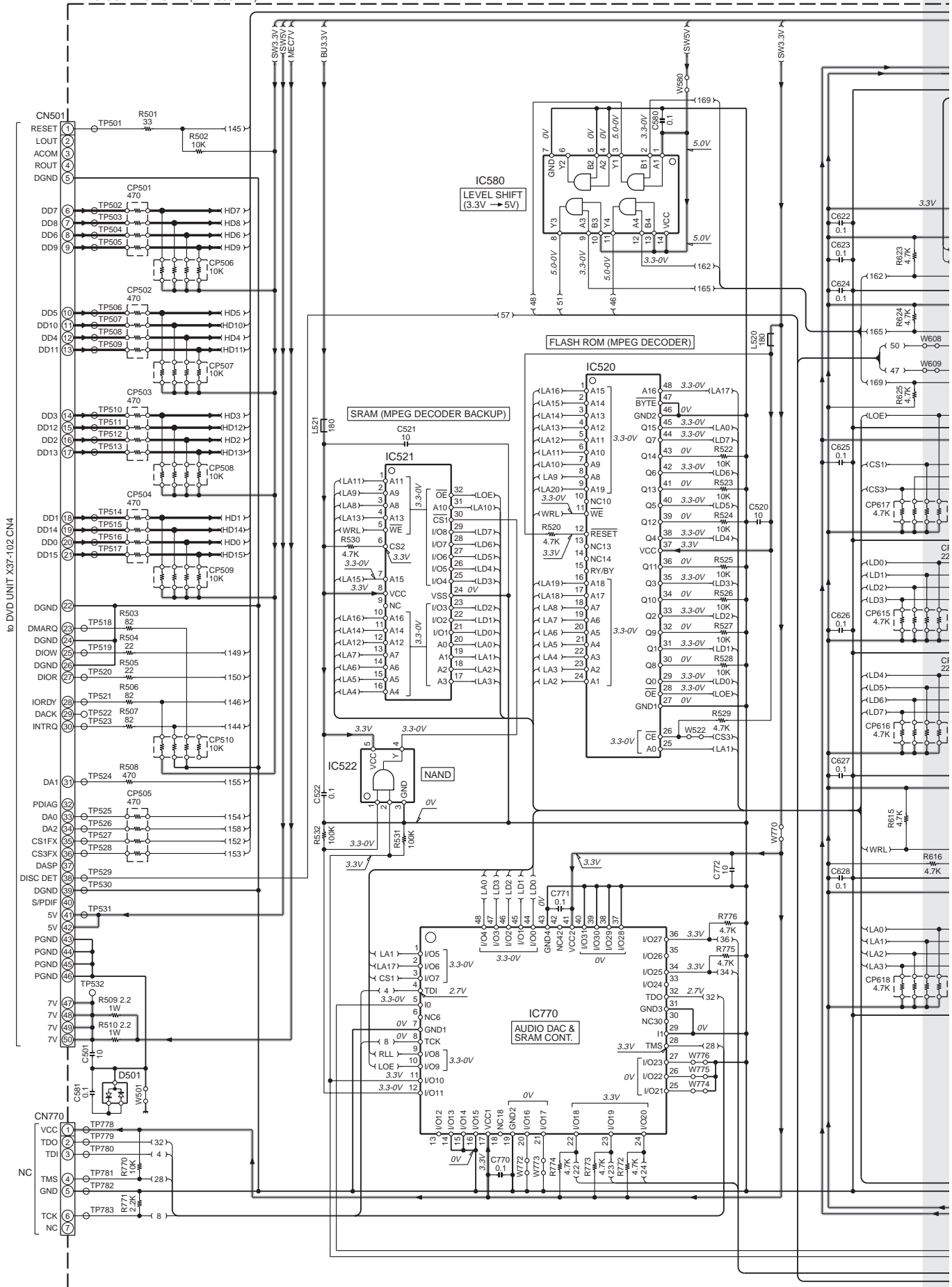
X37-1020-04

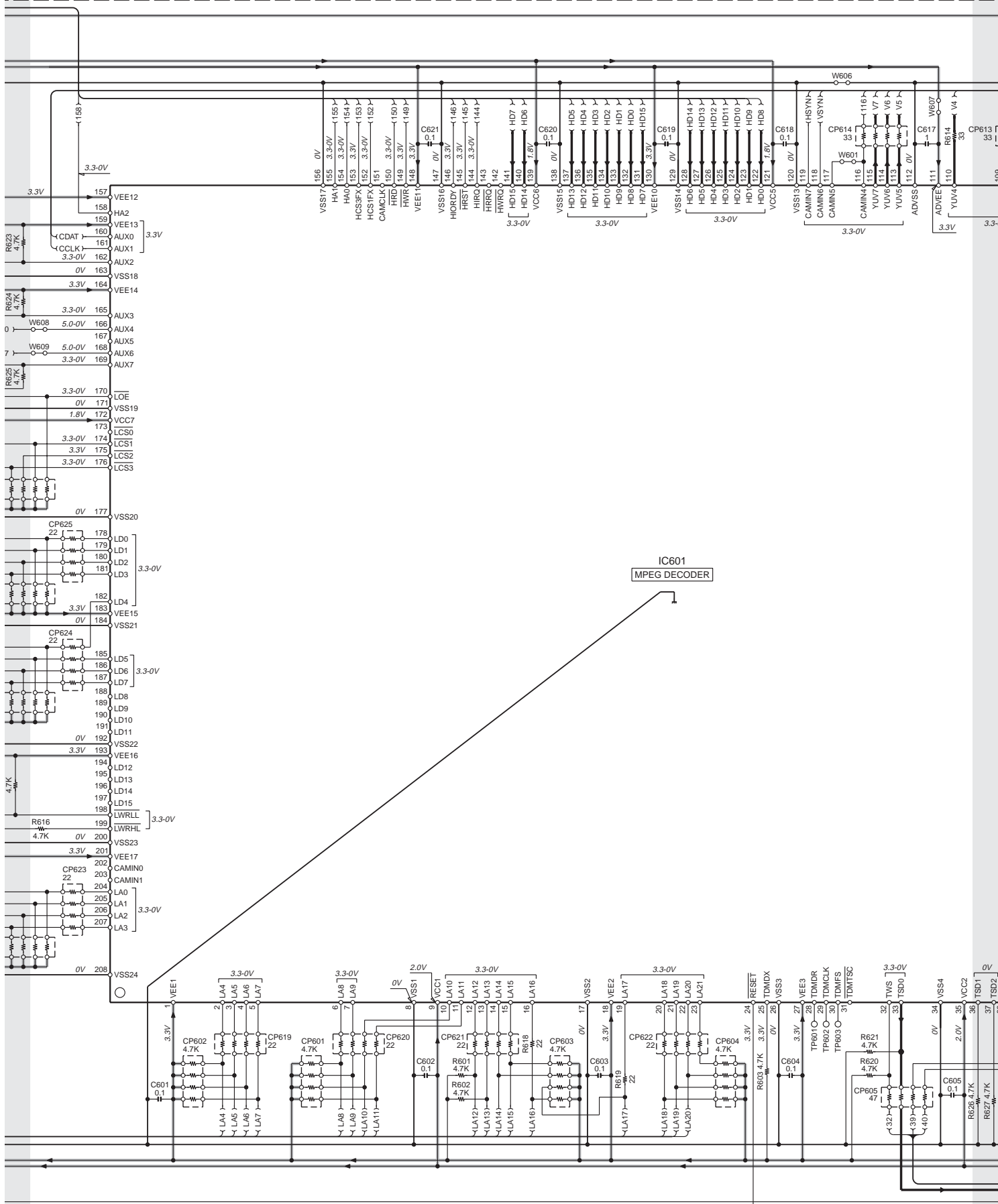
Ref. No.	Address
IC1	4BO
IC2	4BN
IC4	6BO
IC6	4BQ
Q1	4BO
Q2	4BN
Q3	4BN
Q4	4BO
Q5	5BO
Q6	5BQ
Q15	5BP

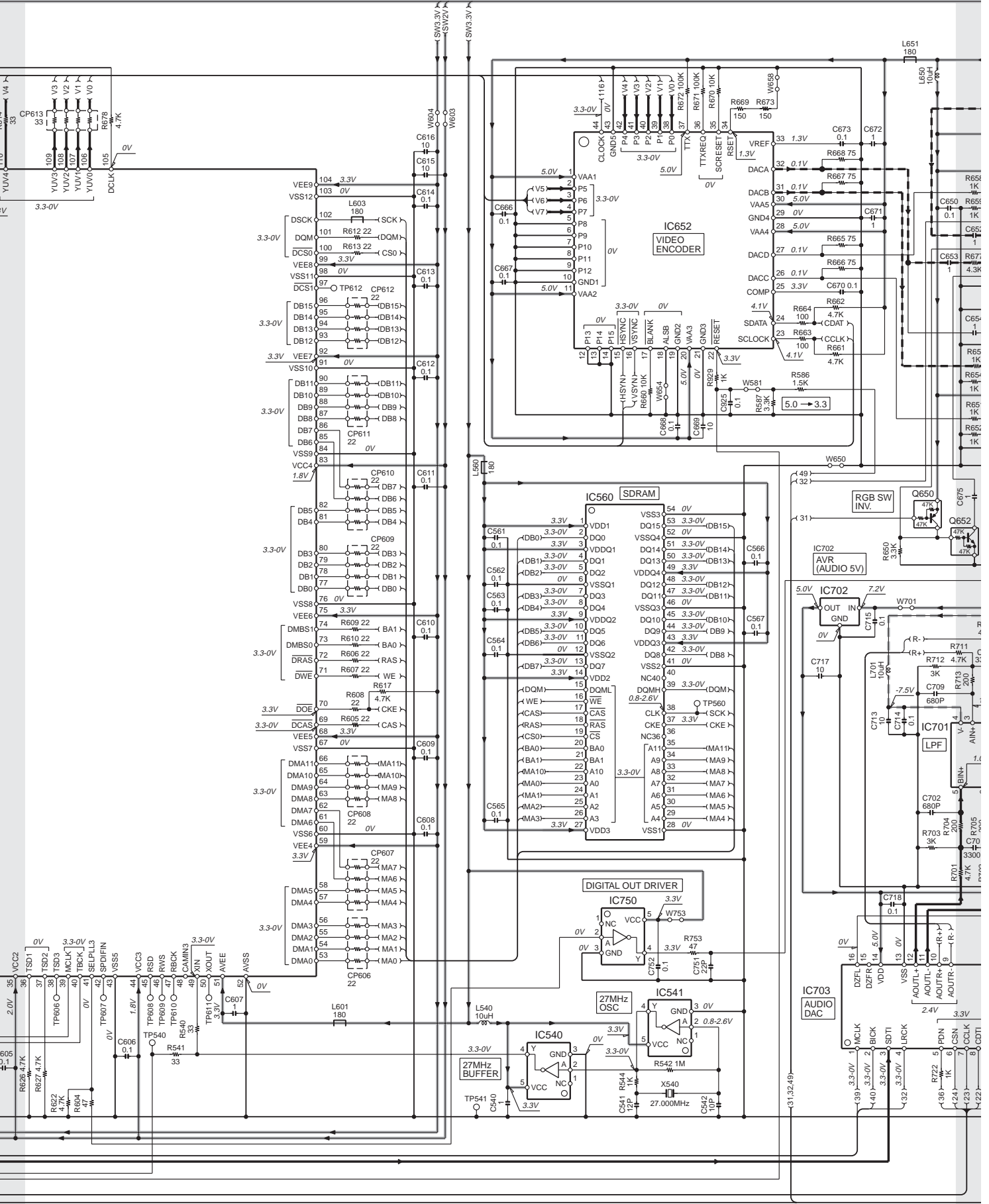


Refer to the schematic diagram for the values of resistors and capacitors.

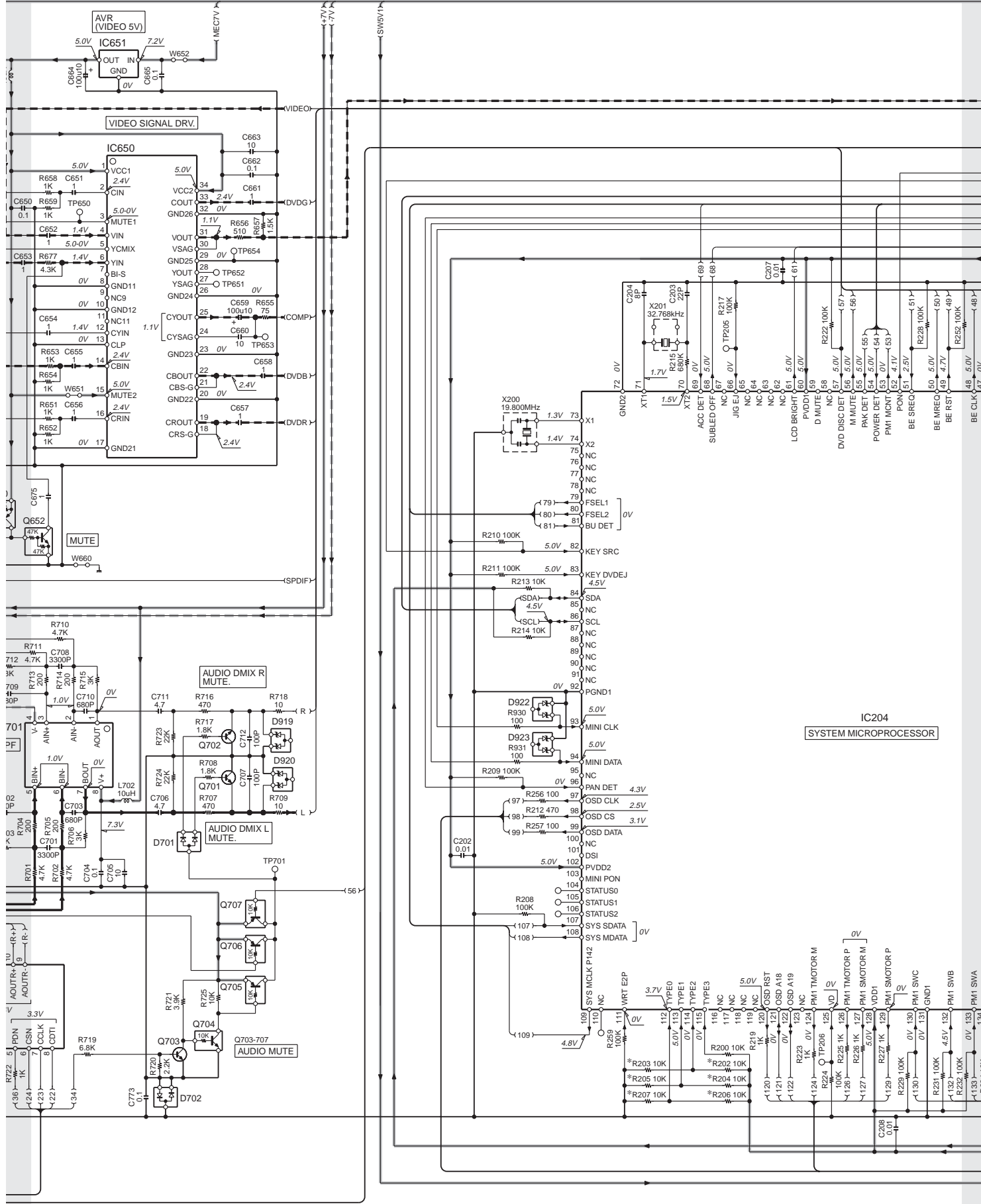
VIDEO CONTROL UNIT (X14-939-xx)

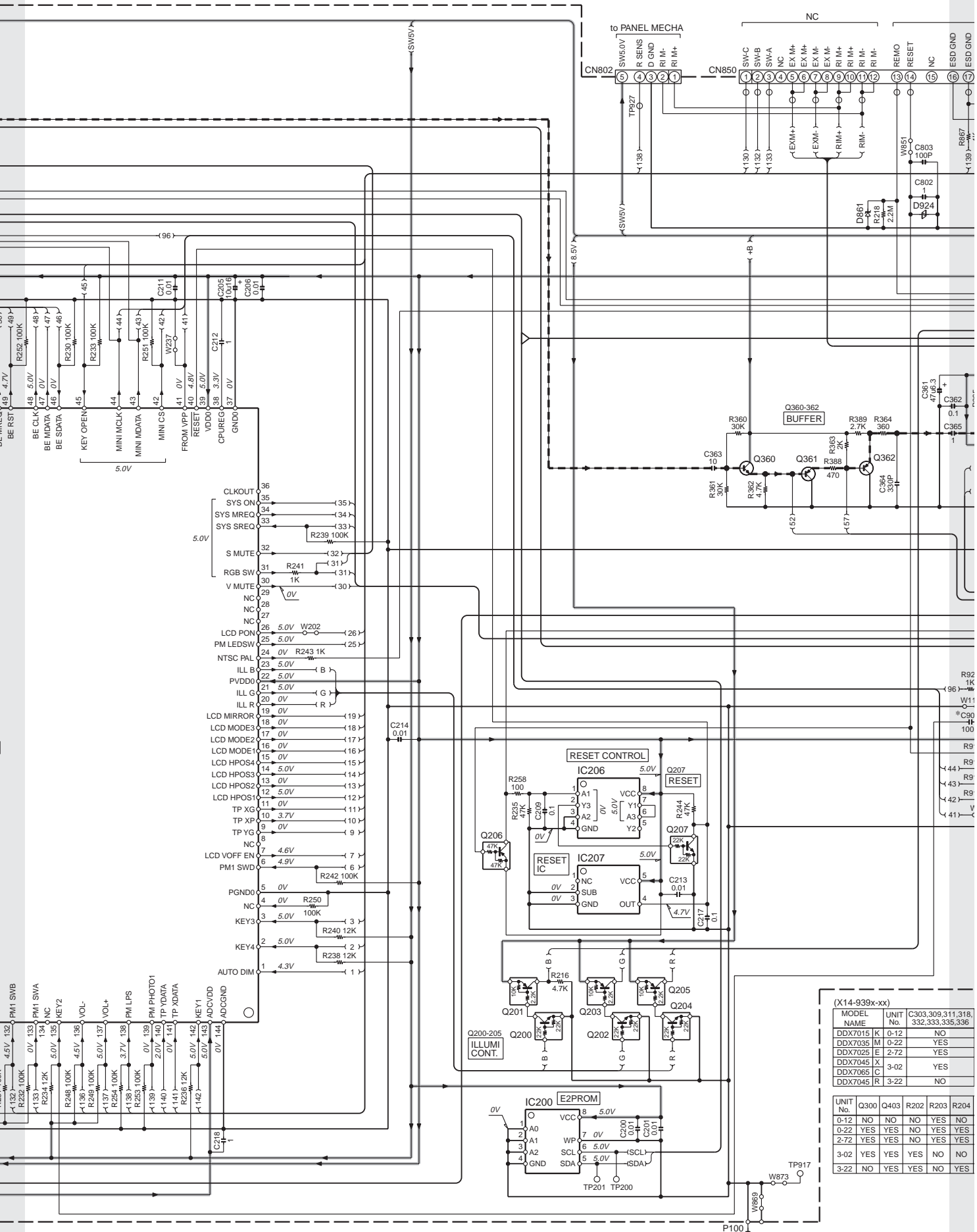






DDX7015/7025/7035 DDX7045/7065





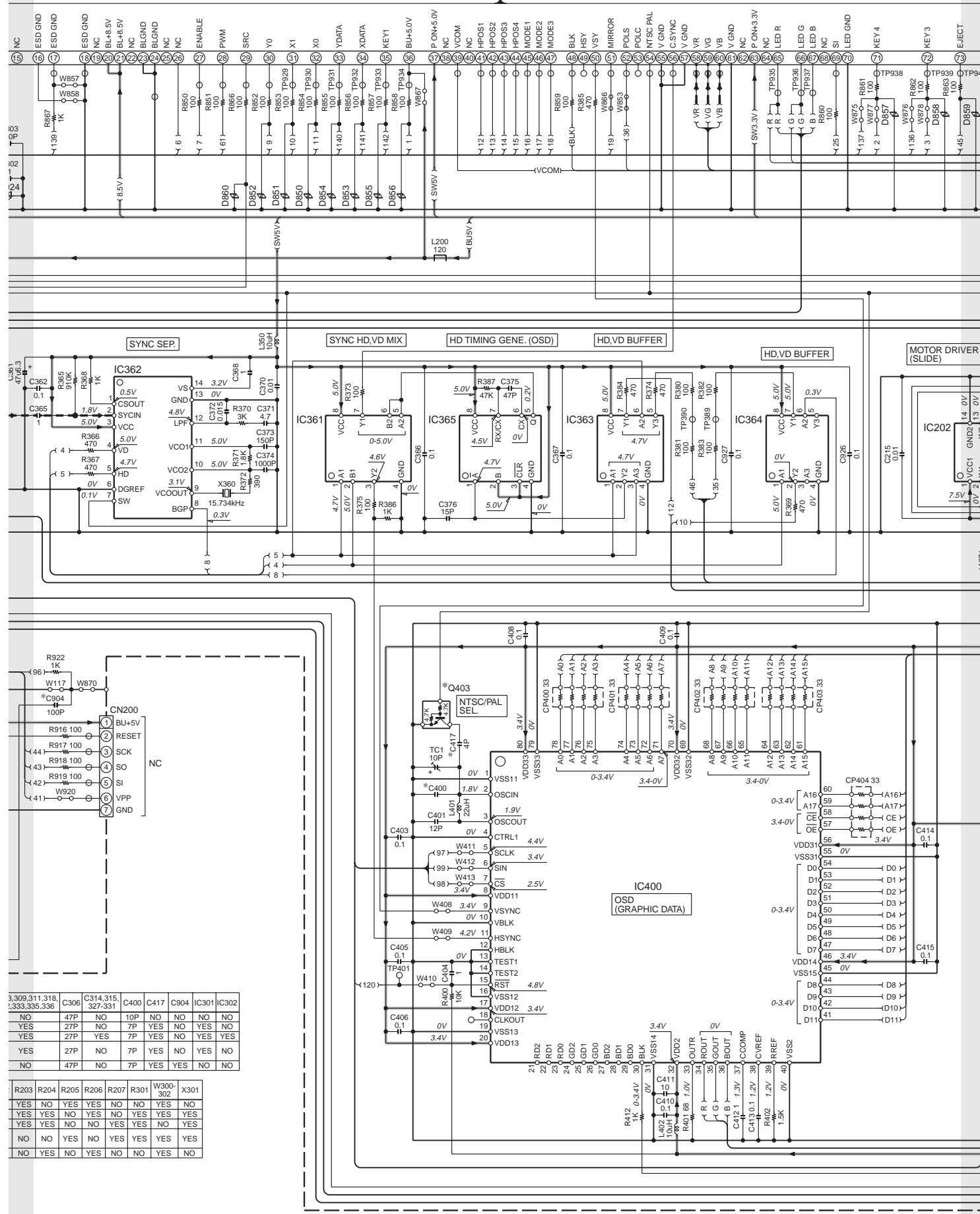
(X14-939x-xx)

MODEL NAME	UNIT No.	C303,309,311,318,332,333,335,336
DDX7015	K 0-12	NO
DDX7035	M 0-22	YES
DDX7025	E 2-72	YES
DDX7045	X	
DDX7065	C 3-02	YES
DDX7045	R 3-22	NO

UNIT No.	Q300	Q403	R202	R203	R204
0-12	NO	NO	NO	YES	NO
0-22	YES	NO	NO	YES	YES
2-72	YES	YES	NO	YES	YES
3-02	YES	YES	YES	NO	NO
3-22	NO	YES	YES	NO	YES

DDX7015/7025/7035 DDX7045/7065

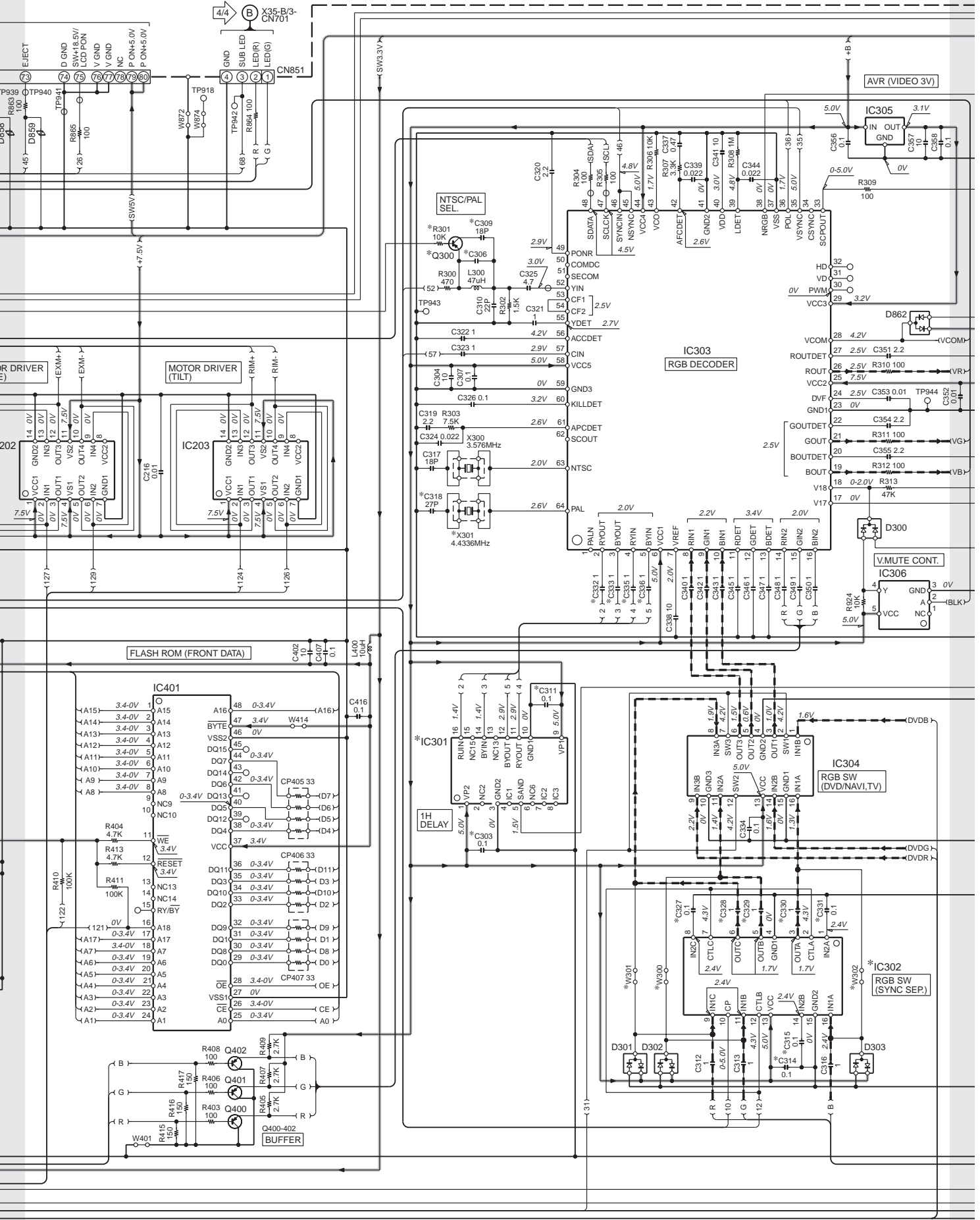
A 4/4 X35-A/3-
CN303



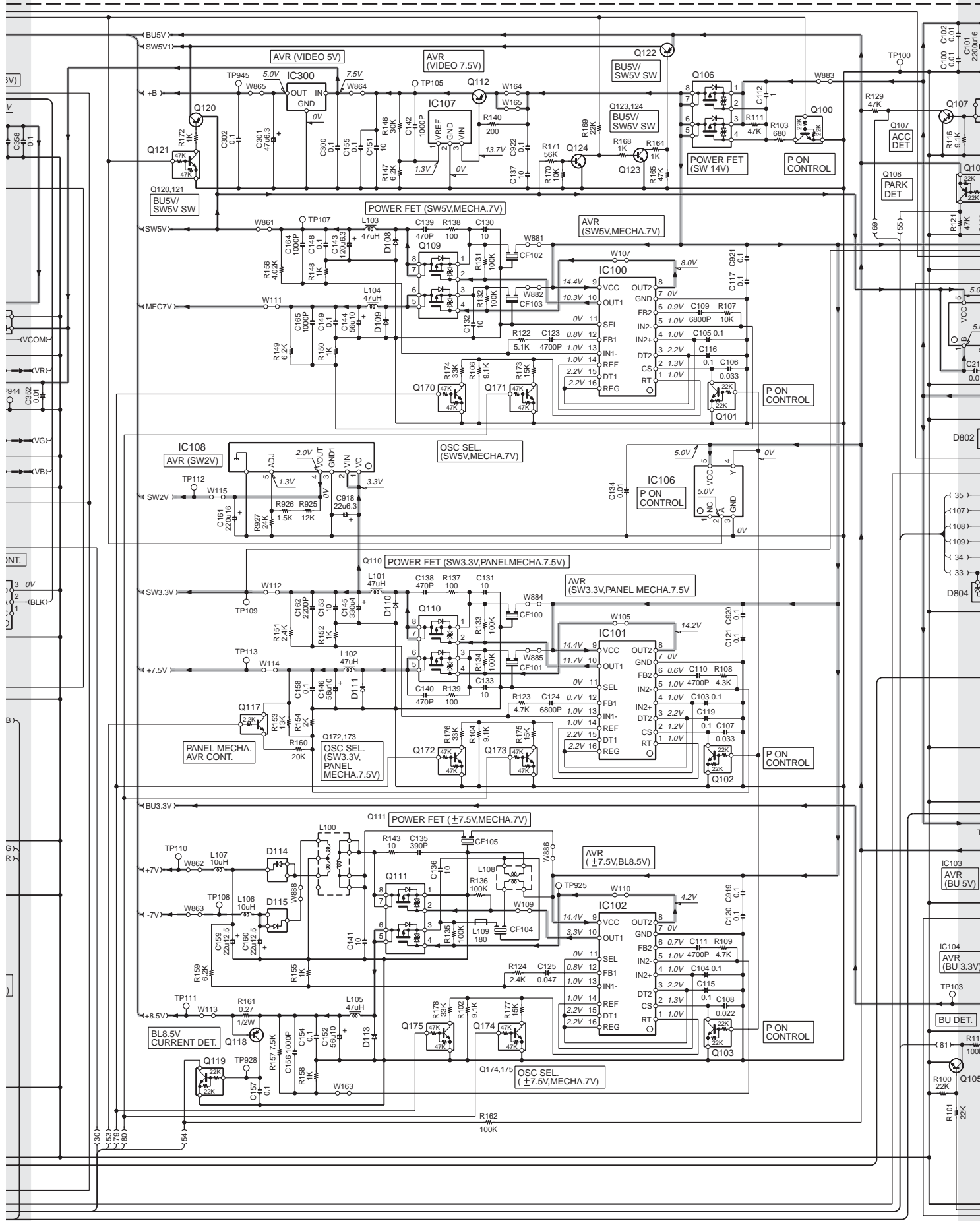
3,309.311.318, 1.333.335.336	C306	C314,315, 327-331	C400	C417	C904	IC301	IC302
NO	27P	NO	10P	NO	NO	NO	NO
YES	27P	NO	7P	YES	NO	YES	NO
YES	27P	YES	7P	YES	NO	YES	YES
YES	27P	NO	7P	YES	NO	YES	NO
NO	47P	NO	7P	YES	YES	NO	NO

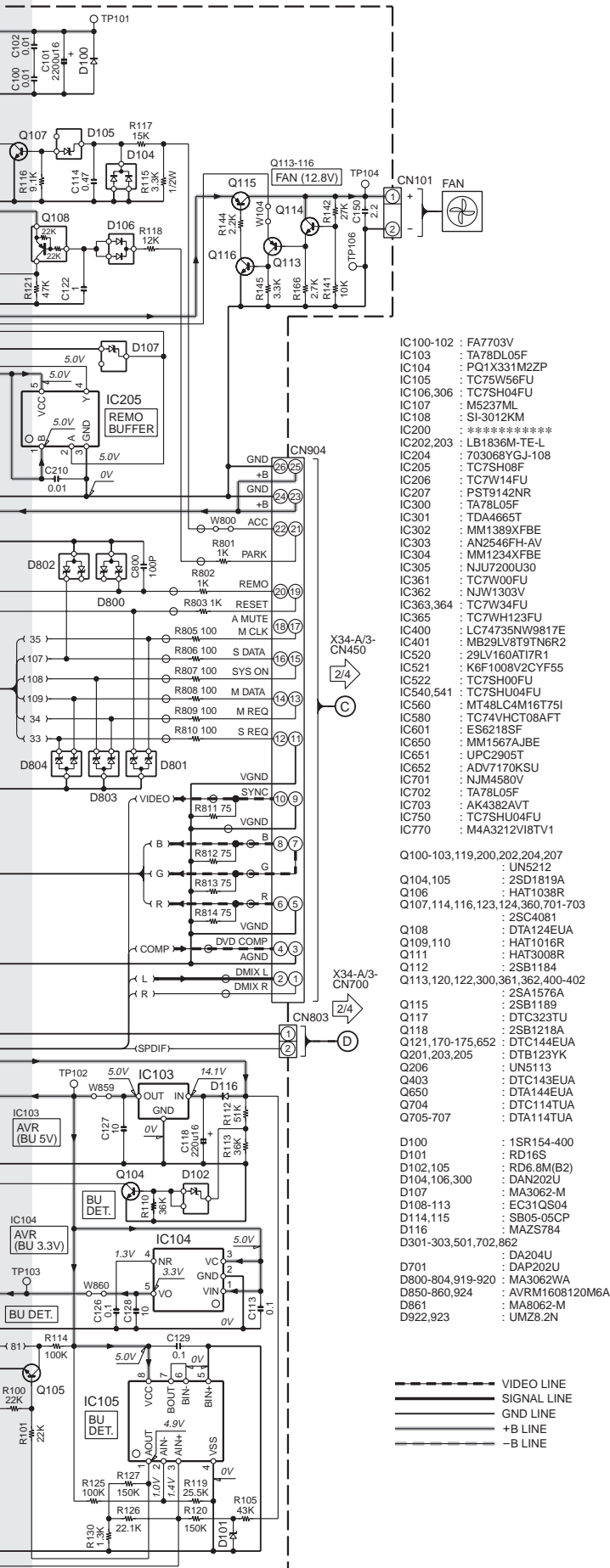
R203	R204	R205	R206	R207	R301	W300- 302	X301
YES	NO	YES	YES	NO	NO	YES	NO
YES	YES	NO	NO	YES	YES	YES	YES
YES	YES	NO	NO	YES	YES	NO	YES
NO	NO	YES	NO	YES	YES	YES	YES
NO	YES	NO	YES	NO	NO	YES	NO

DDX7015/7025/7035
DDX7045/7065

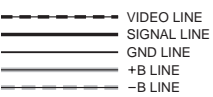


DDX7015/7025/7035 DDX7045/7065

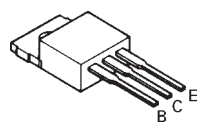




- | | |
|-----------|------------------|
| IC100-102 | : FA7703V |
| IC103 | : TA78L05F |
| IC104 | : PQ1X331M2ZP |
| IC105 | : TC7W56FU |
| IC106,306 | : TC7SH04FU |
| IC107 | : M5237ML |
| IC108 | : SI-3012KM |
| IC200 | : ***** |
| IC202,203 | : LB1836M-TE-L |
| IC204 | : 703068YJGJ-108 |
| IC205 | : TC7SH08F |
| IC206 | : TC7W14FU |
| IC207 | : PST9142NR |
| IC300 | : TA78L05F |
| IC301 | : TDA4685T |
| IC302 | : MM1389KFBE |
| IC303 | : AN2546FH-AV |
| IC304 | : MM1234KFBE |
| IC305 | : NJU7200U30 |
| IC361 | : TC7W00FU |
| IC362 | : NJW1303V |
| IC363,364 | : TC7W34FU |
| IC365 | : TC7WH123FU |
| IC400 | : LC74735NW9817E |
| IC401 | : MB29LV8T9N6R2 |
| IC520 | : 29LV160AT17R1 |
| IC521 | : K6F1008V2CYF55 |
| IC522 | : TC7SH00FU |
| IC540,541 | : TC7SHU04FU |
| IC560 | : MT48LC4M16T75I |
| IC580 | : TC74VHC08AFT |
| IC601 | : ES6218SF |
| IC650 | : MM1567AJBE |
| IC651 | : UPC2905T |
| IC652 | : ADV7170KSU |
| IC701 | : NJM4580V |
| IC702 | : TA78L05F |
| IC703 | : AK4382AVT |
| IC750 | : TC7SHU04FU |
| IC770 | : M4A3212V18TV1 |
-
- | | |
|----------------------------------|-------------|
| Q100-103,119,200,202,204,207 | : UN5212 |
| Q104,105 | : 2SD1819A |
| Q106 | : HAT1038R |
| Q107,114,116,123,124,360,701-703 | : 2SC4081 |
| Q108 | : DTA124EUA |
| Q109,110 | : HAT1016R |
| Q111 | : HAT3008R |
| Q112 | : 2SB1184 |
| Q113,120,122,300,361,362,400-402 | : 2SA1576A |
| Q115 | : 2SB1189 |
| Q117 | : DTC323TU |
| Q118 | : 2SB1218A |
| Q121,170-175,652 | : DTC144EUA |
| Q201,203,205 | : DTB123YK |
| Q206 | : UN5113 |
| Q403 | : DTC143EUA |
| Q650 | : DTA144EUA |
| Q704 | : DTC114TUA |
| Q705-707 | : DTA114TUA |
-
- | | |
|----------------------|-----------------|
| D100 | : 1SR154-400 |
| D101 | : RD16S |
| D102,105 | : RD6.8M(B2) |
| D104,106,300 | : DAN202U |
| D107 | : MA3062-M |
| D108-113 | : EC31QS04 |
| D114,115 | : SB05-05CP |
| D116 | : MAZS784 |
| D301-303,501,702,862 | : DA204U |
| D701 | : DAP202U |
| D800-804,919-920 | : MA3062WA |
| D850-860,924 | : AVR1608120M6A |
| D861 | : MA8062-M |
| D922,923 | : UMZ8.2N |



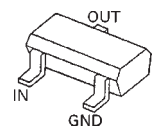
2SB1565



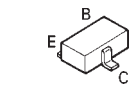
DTA114EUA
DTA114TUA
DTA124EUA
DTA143EUA
DTC114EUA
DTC124EUA
DTC143EUA
DTC144EUA

1

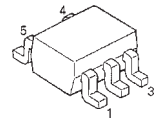
DTA123JK
DTA144EUA
DTB123YK
DTC114YUA
DTC143TUA
UN5114
UN5214
2SA1576A
2SB1218A
2SB709A
2SD1819A



2



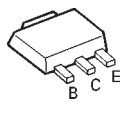
UMC2N



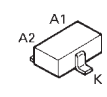
NJM4565M-TE2
TA75W558FU
TC7W00FU

3

2SB1188

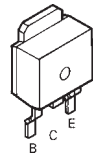


DAN202U

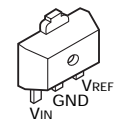


4

2SB1184

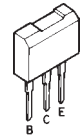


TA78L05F



5

2SB1443

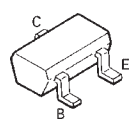


DAP202U
DA204U



6

DTC323TU
2SC4081



MA142WA
UN5212



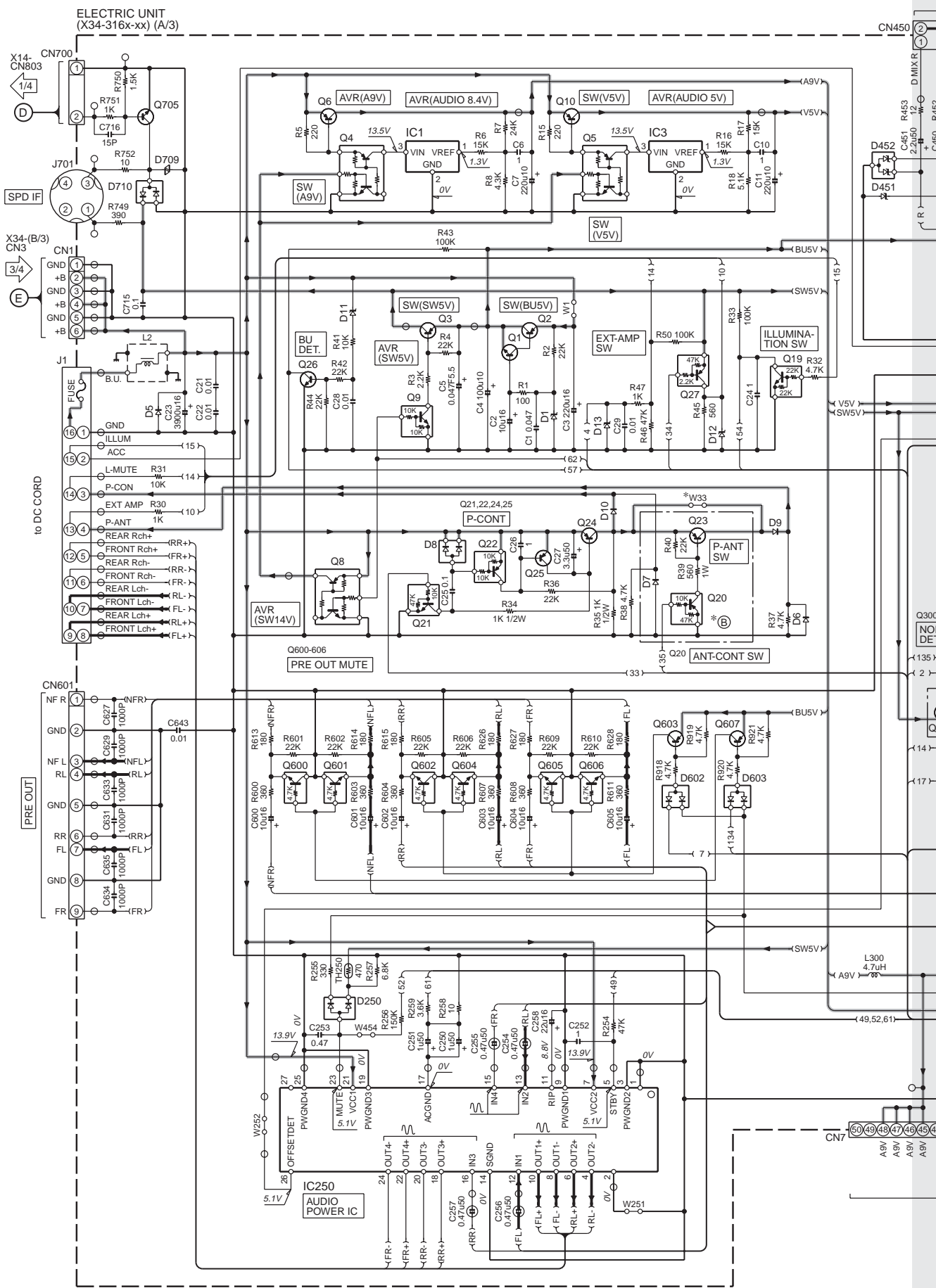
7

CAUTION : For continued safety, replace safety critical components only with manufacturer's recommended parts (refer to parts list).

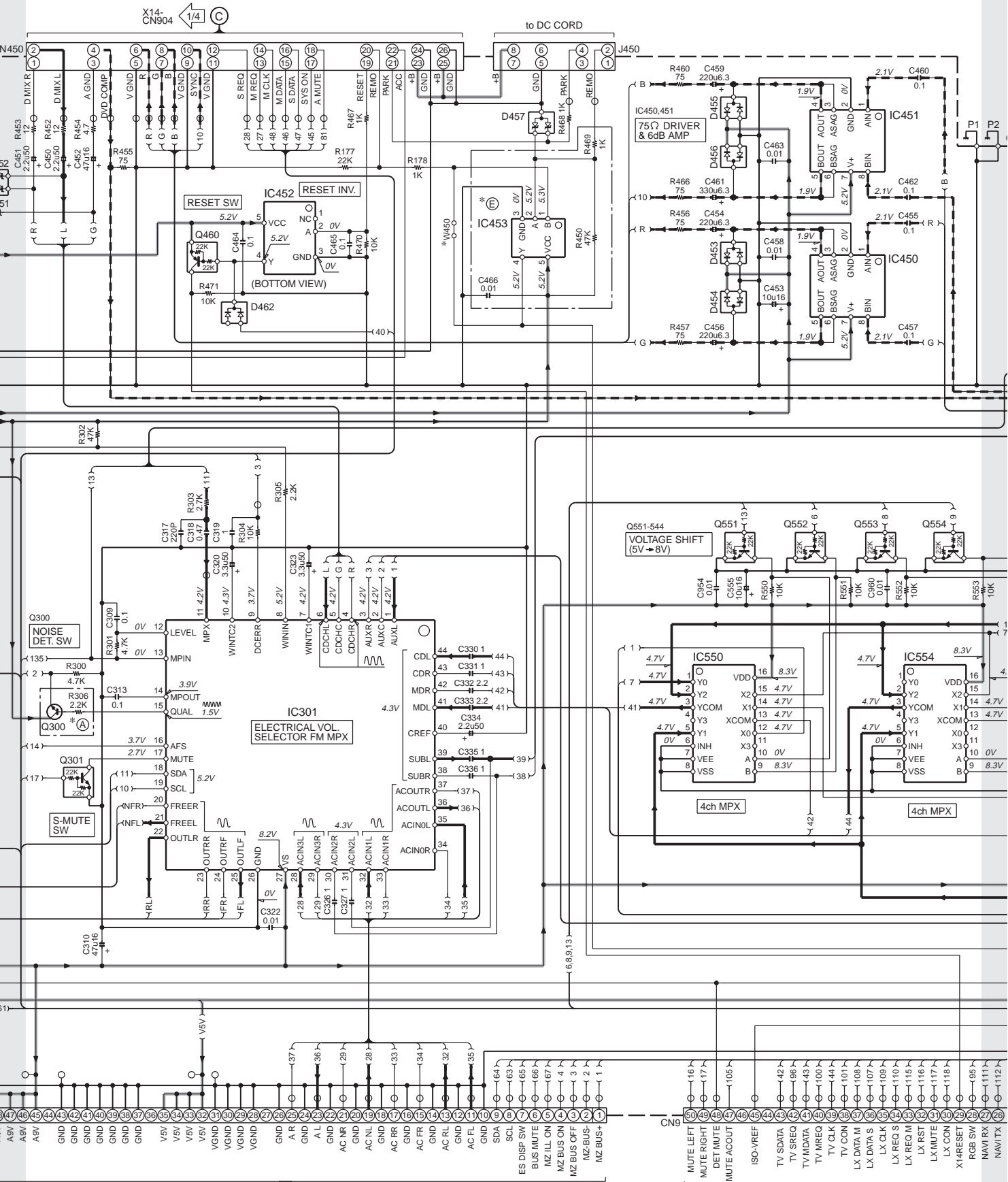
⚠ Indicates safety critical components. To reduce the risk of electric shock, leakage-current or resistance measurements shall be carried out (exposed parts are acceptably insulated from the supply circuit) before the appliance is returned to the customer.

• DC voltages are as measured with a high impedance voltmeter. Values may vary slightly due to variations between individual instruments or/and units.

1
2
3
4
5
6
7



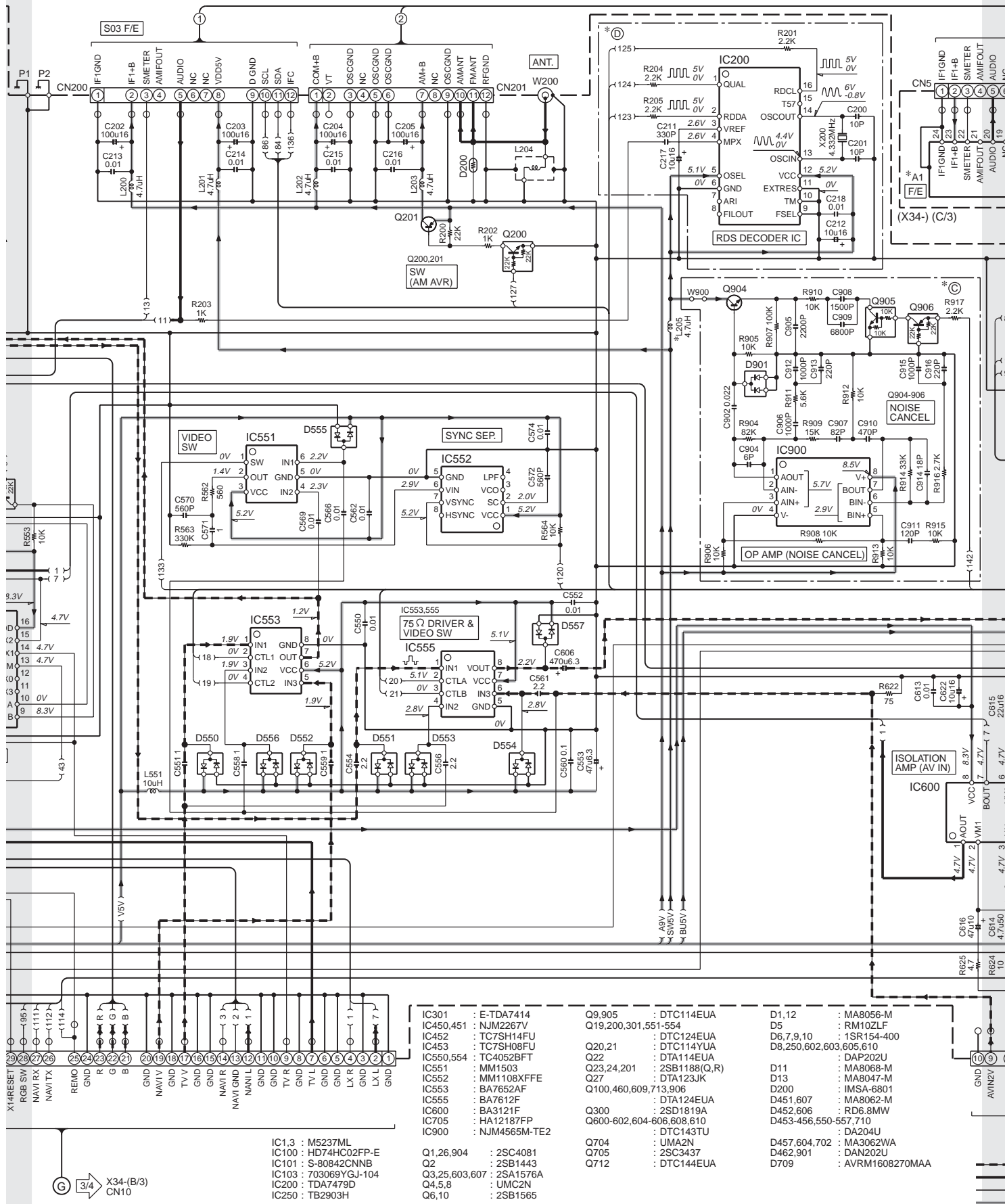
DDX7015/7025/7035 DDX7045/7065



(X34-316x-xx) (A/3) (C/3)

MODEL NAME	UNIT No.	(A)	(B)	(E)	(C)	(D)	A1	L205	R155	R156	R159	R160	R163	R164	W33	W450
DDX7015	K 0-10	YES	YES	NO	YES	YES	W02-3463-05	YES	NO	YES	NO	YES	NO	NO	NO	NO
DDX7035	M 0-21	YES	YES	YES	YES	YES	W02-3464-05	YES	NO	YES	YES	NO	YES	NO	NO	NO
DDX7045	X 0-71	NO	NO	YES	NO	NO	W02-3463-05	NO	YES	NO	NO	YES	NO	NO	NO	NO
DDX7025	E 2-71	YES	NO	YES	YES	YES	W02-3464-05	YES	NO	YES	YES	NO	NO	YES	YES	YES
DDX7045	R 3-21	YES	YES	NO	YES	YES	W02-3463-05	YES	YES	NO	YES	NO	YES	NO	NO	NO
DDX7065	C 3-01	NO	YES	NO	NO	NO	W02-3463-05	NO	YES	NO	NO	YES	NO	YES	NO	NO

DDX7015/7025/7035
DDX7045/7065

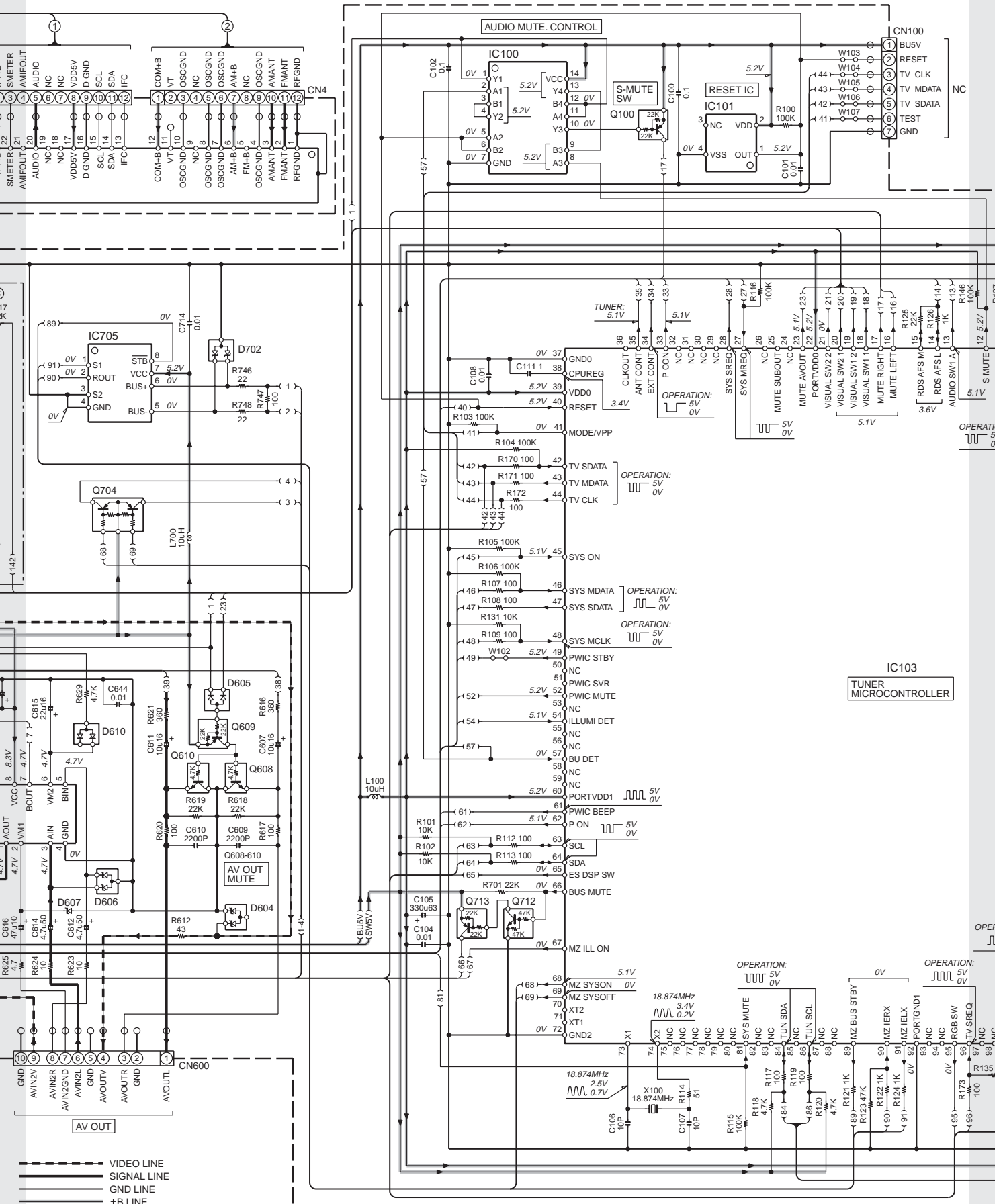


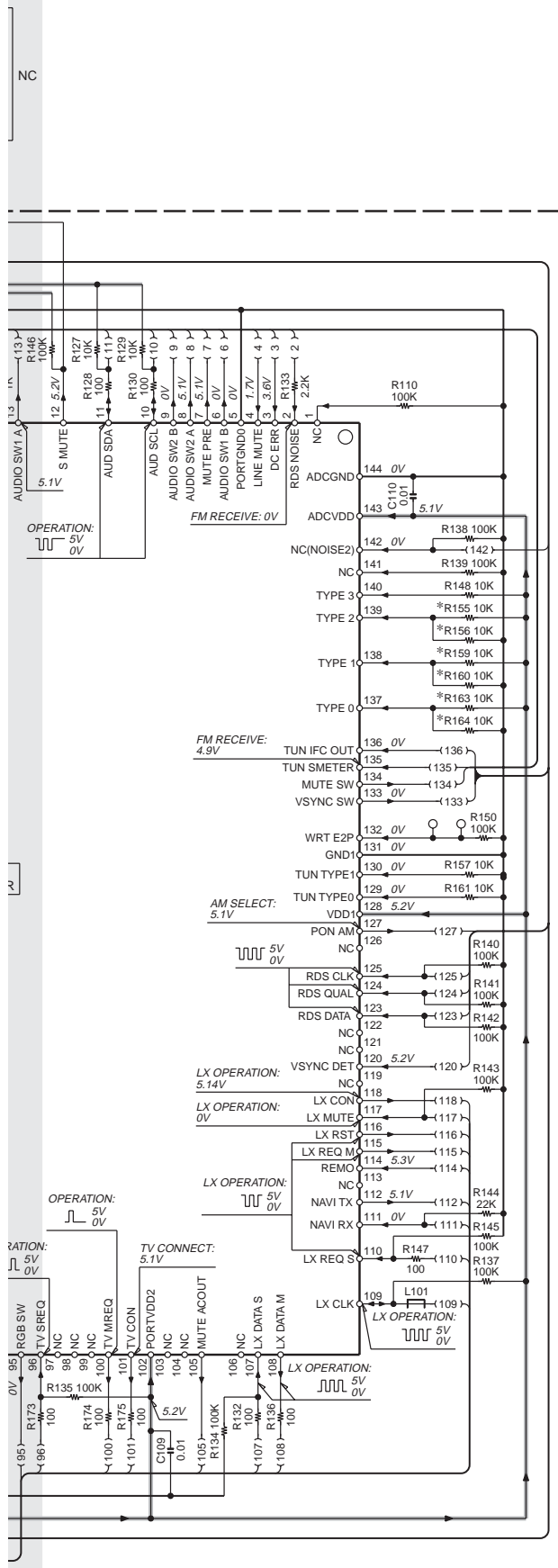
X34-(B/3)
CN10

IC1,3 : M5237ML
IC100 : HD74HC02FP-E
IC101 : S-80842CNNB
IC103 : 703069YGJ-104
IC200 : TDA7479D
IC250 : TB2903H

IC301 : E-TDA7414	Q9,905 : DTC114EUA	D1,12 : MA8056-M
IC450,451 : NJM2267V	Q19,200,301,551-554 : DTC124EUA	D5 : RM102LF
IC452 : TC7SH14FU	Q20,21 : DTC1144EUA	D6,7,9,10 : 1SR154-400
IC453 : TC7SH08FU	Q22 : DTA114EUA	D8,250,602,603,605,610 : DAP202U
IC550,554 : TC4052BFT	Q23,24,201 : 2SB1188(Q,R)	D11 : MA8068-M
IC551 : MM1503	Q27 : DTA123JK	D13 : MA8047-M
IC552 : MM1108XFFE	Q100,460,609,713,906 : DTA124EUA	D200 : IMSA-6801
IC553 : BA7652AF	Q300 : S2D1819A	D451,607 : MA8062-M
IC555 : BA7612F	Q600-602,604-606,608,610 : D452,606 : RD6.8MW	D453-456,550-557,710 : DA204U
IC600 : BA3121F	Q704 : DTC143TU	D457,604,702 : MA3062WA
IC705 : HA12187FP	Q705 : S2C3437	D462,901 : DAN202U
IC900 : NJM4565M-TE2	Q712 : DTC1144EUA	D709 : AVRM1608270MAA
Q1,26,904 : 2SC4081		
Q2 : 2SB1443		
Q3,25,603,607 : 2SA1576A		
Q4,5,8 : UMC2N		
Q6,10 : 2SB1565		

DDX7015/7025/7035 DDX7045/7065



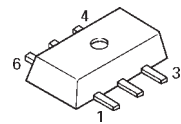


DDX7015/7025/7035/7045/7065 (2/4)

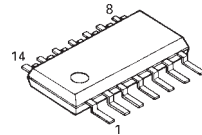
RD6.8M



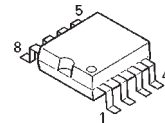
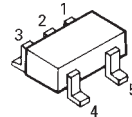
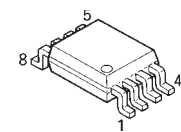
MCH6101-E



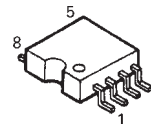
BA3129F



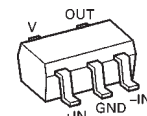
BA7612F

TC7SH04FU
TC7SH08FUNJM4580V
TC7WH123FU

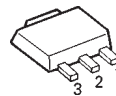
BA3121F



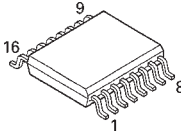
NJM2107F



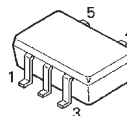
M5237ML



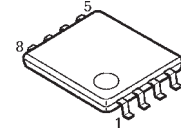
TDA7479D



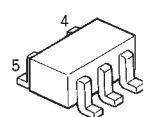
PST9142NR



HA12187FP



TC7SHU04FU



CAUTION : For continued safety, replace safety critical components only with manufacturer's recommended parts (refer to parts list).

△ Indicates safety critical components. To reduce the risk of electric shock, leakage-current or resistance measurements shall be carried out (exposed parts are acceptably insulated from the supply circuit) before the appliance is returned to the customer.

- DC voltages are as measured with a high impedance voltmeter. Values may vary slightly due to variations between individual instruments or/and units.

BS
 DDX7015/7025/7035
 DDX7045/7065

BT

BU

BV

BW

ELECTRIC UNIT
 (X34-316x-xx)
 (B/3)

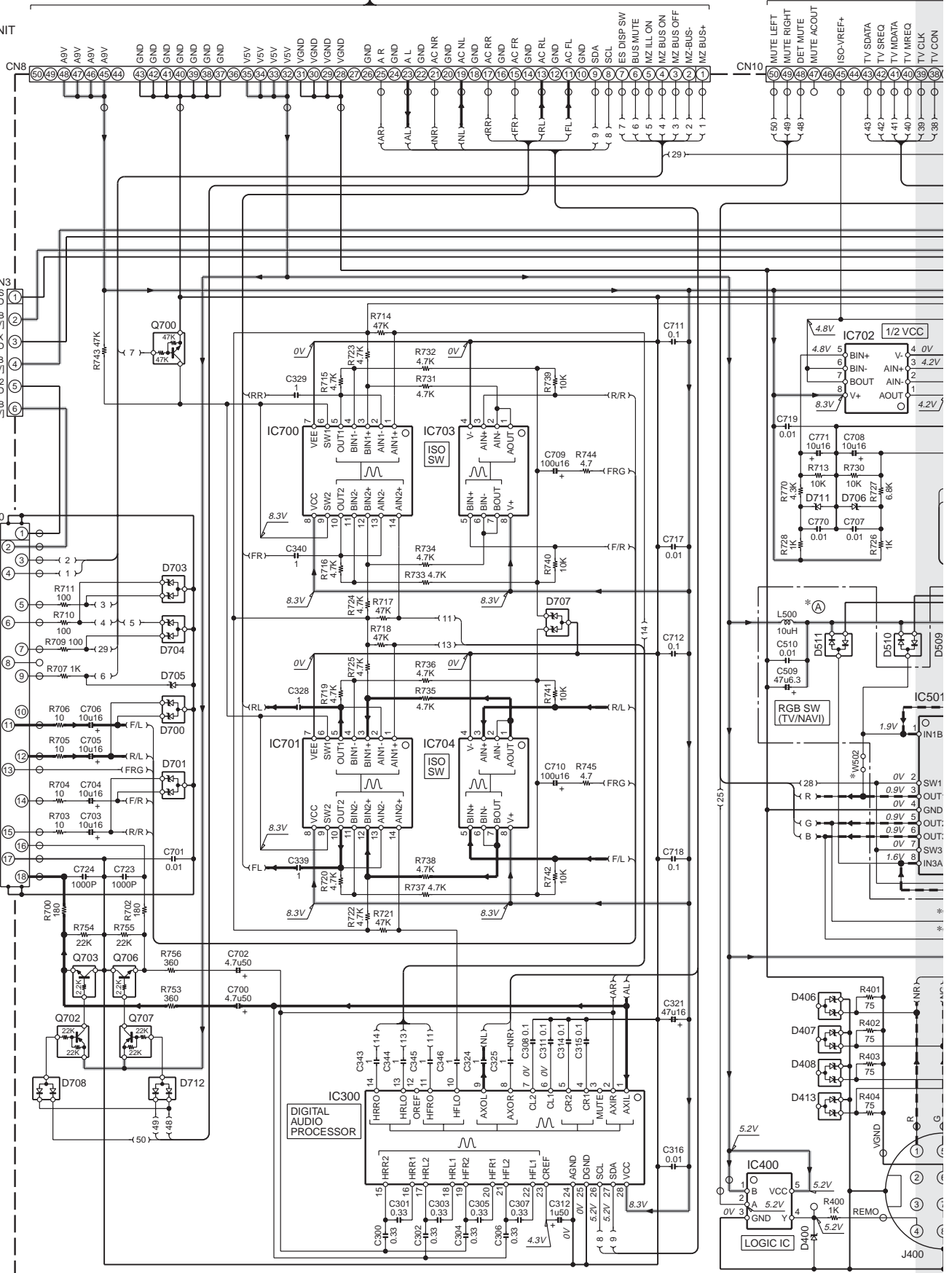
X34-316-A/3
 CN7

X34-
 (A/3)
 CN1

J700
 GND
 B.U
 BUS-
 BUS+
 BUS OFF
 BUS ON
 RST
 ILLUM
 MUTE
 NC
 F/L
 F&R G
 F/R
 R/R
 AUD R
 AUD G
 AUD L

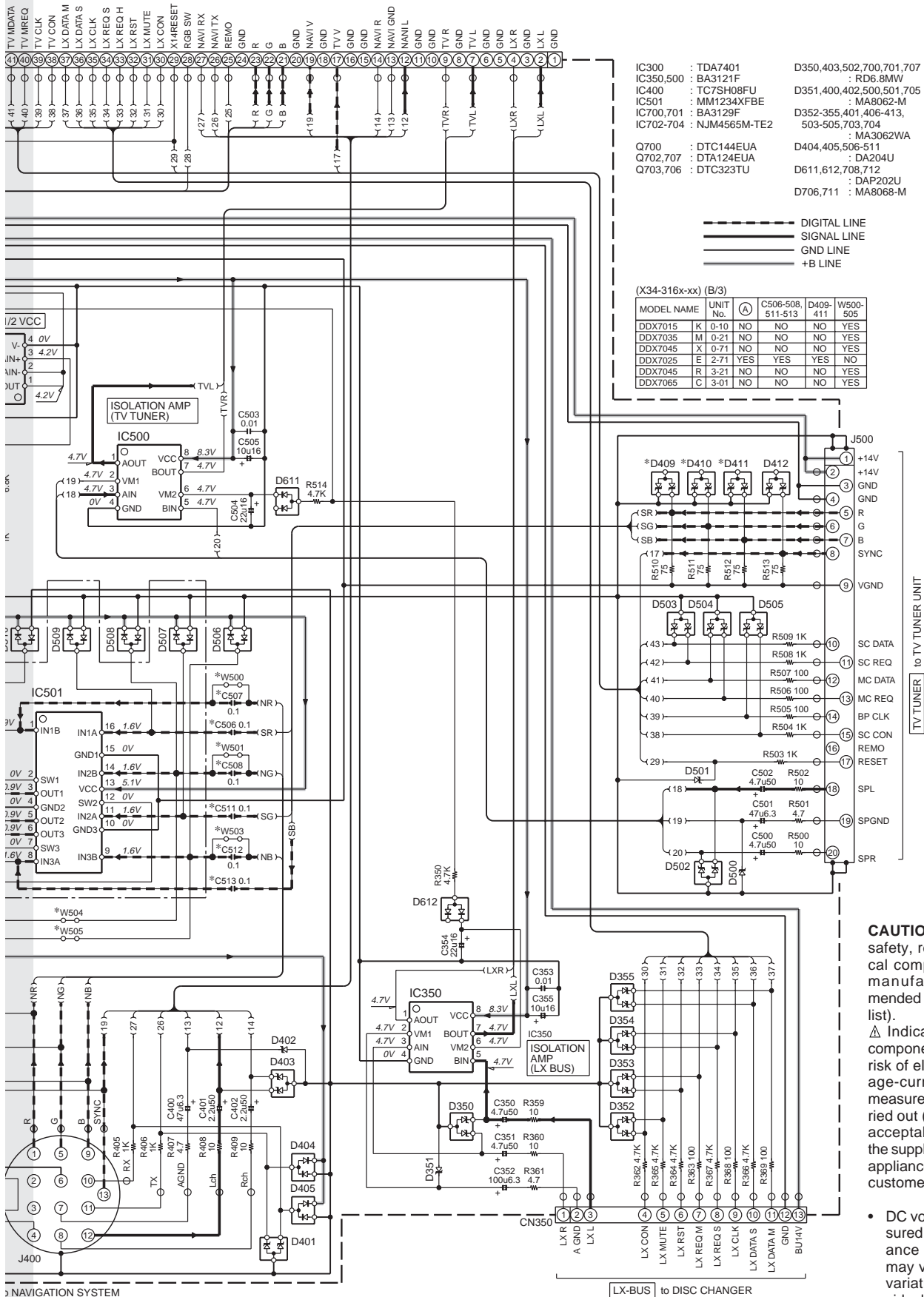
Q700
 Q702
 Q703
 Q706
 Q707
 Q708
 D703
 D704
 D705
 D707
 D708
 D710
 D712

IC700
 IC703
 IC704
 IC300



DDX7015/7025/7035 DDX7045/7065

X34-316-A/3
CN9

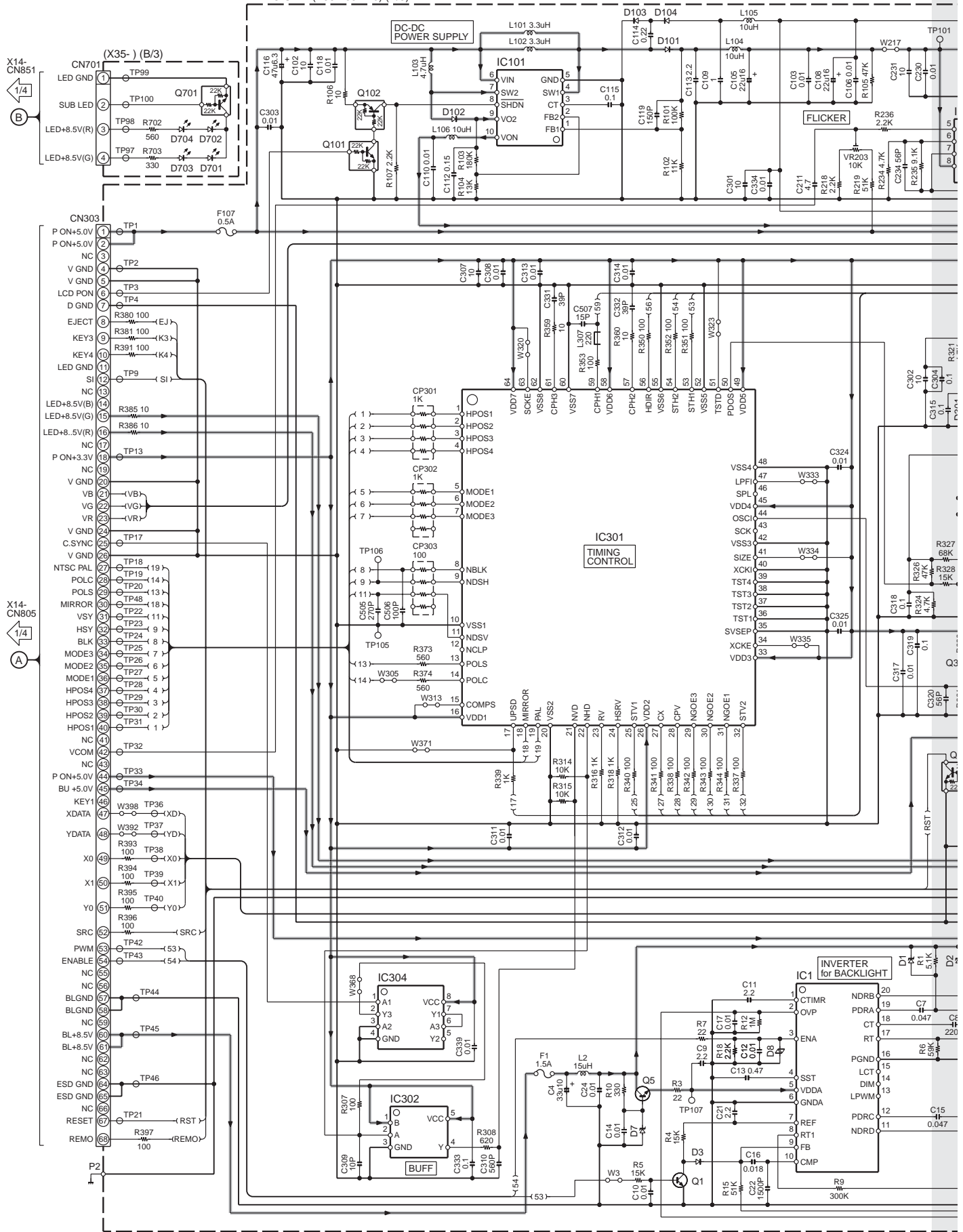


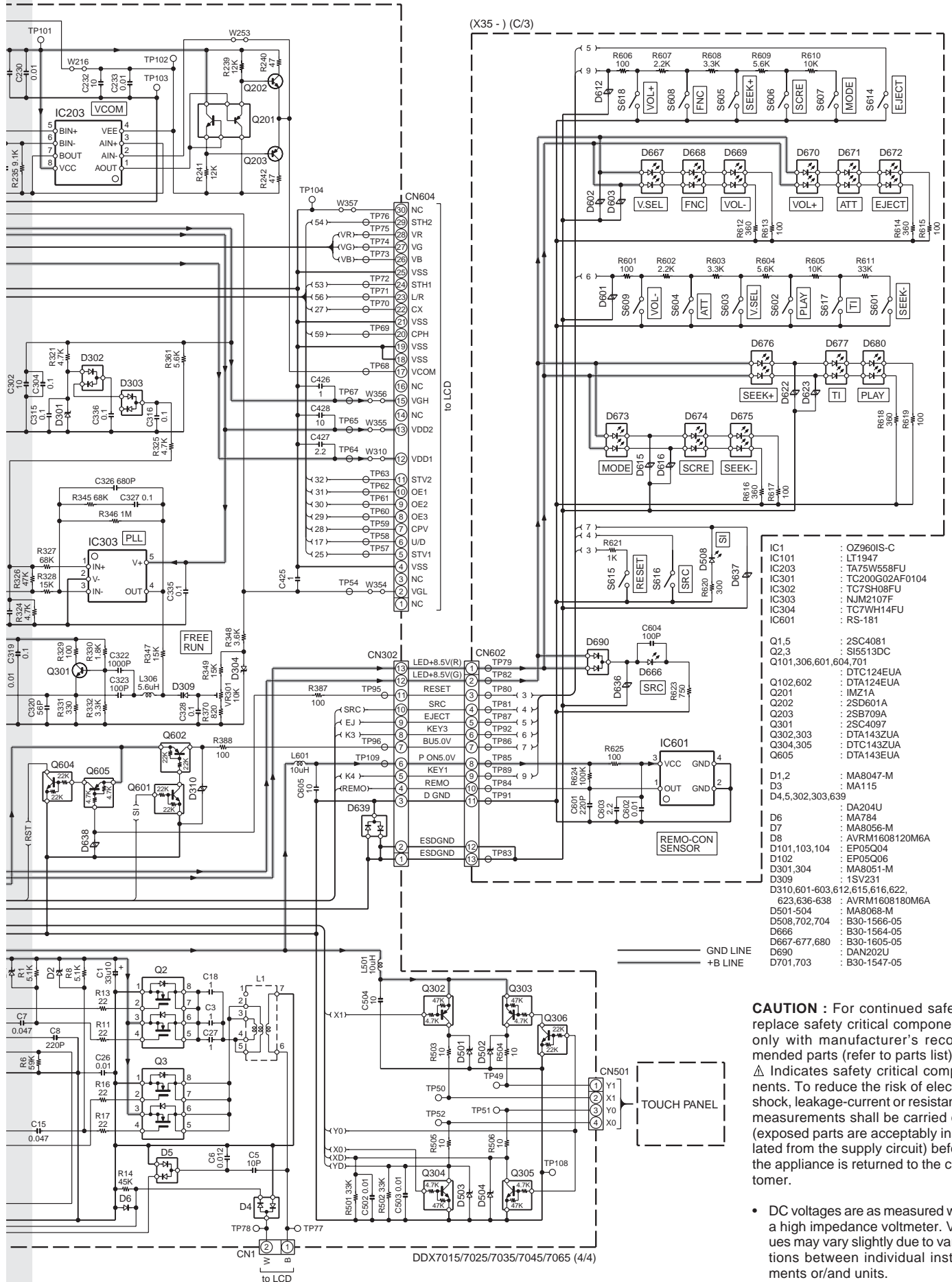
CAUTION : For continued safety, replace safety critical components only with manufacturer's recommended parts (refer to parts list).

⚠ Indicates safety critical components. To reduce the risk of electric shock, leakage-current or resistance measurements shall be carried out (exposed parts are acceptably insulated from the supply circuit) before the appliance is returned to the customer.

- DC voltages are as measured with a high impedance voltmeter. Values may vary slightly due to variations between individual instruments or/and units.

VIDEO UNIT (X35-4332-70) (A/3)

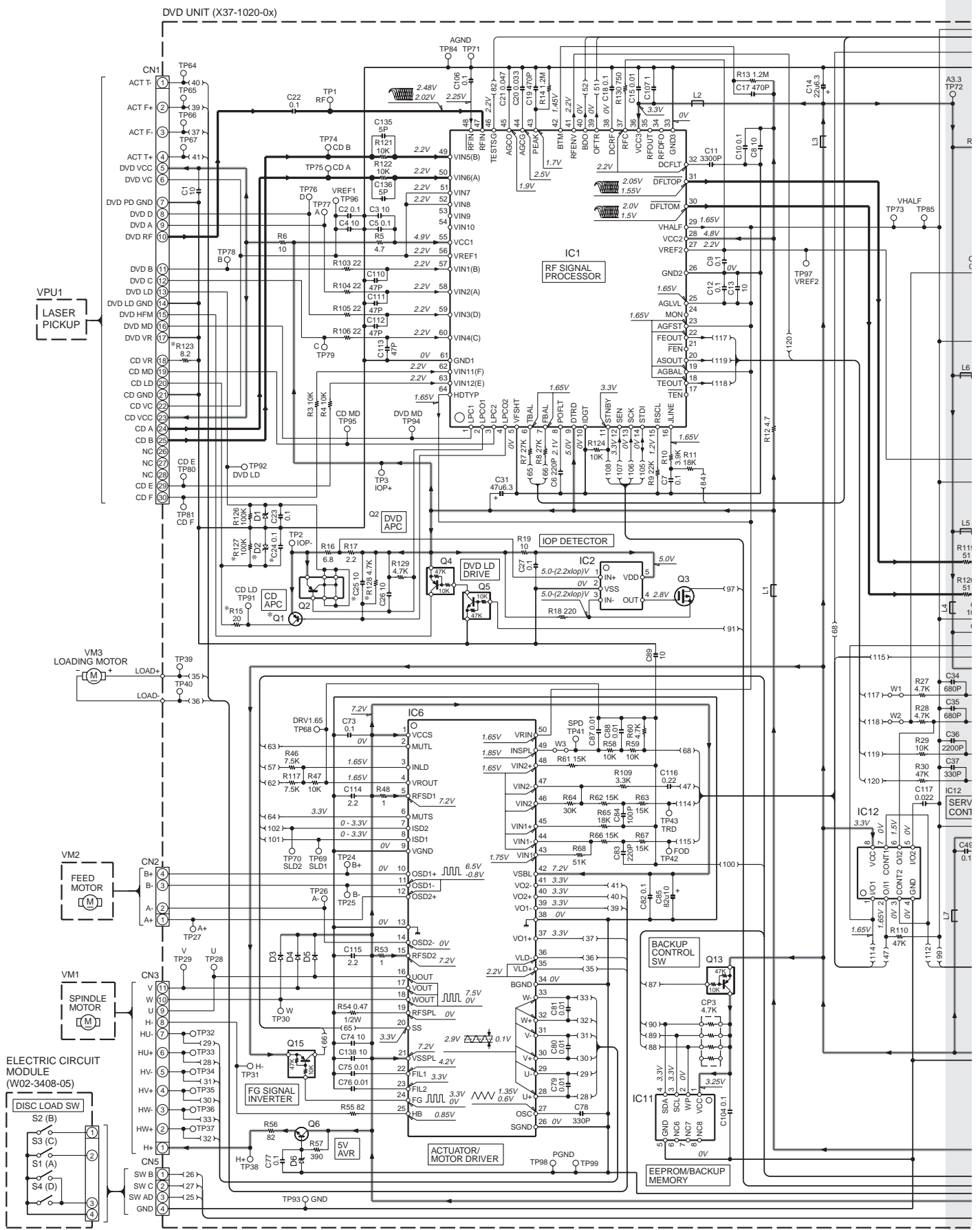




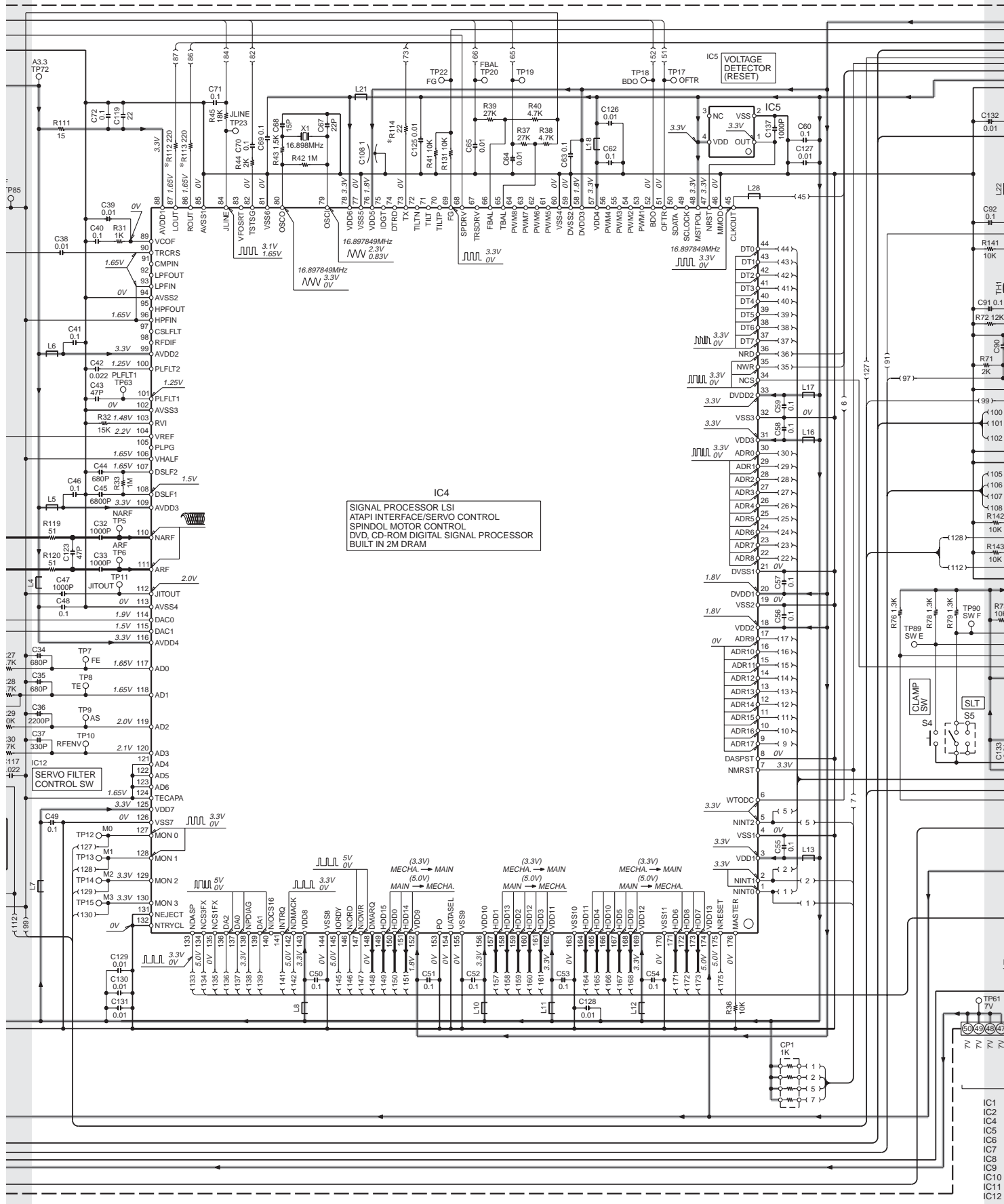
CAUTION : For continued safety, replace safety critical components only with manufacturer's recommended parts (refer to parts list).
Δ Indicates safety critical components. To reduce the risk of electric shock, leakage-current or resistance measurements shall be carried out (exposed parts are acceptably insulated from the supply circuit) before the appliance is returned to the customer.

• DC voltages are as measured with a high impedance voltmeter. Values may vary slightly due to variations between individual instruments or/and units.

1
2
3
4
5
6
7



DDX7015/7025/7035
DDX7045/7065



IC4
SIGNAL PROCESSOR LSI
ATAPI INTERFACE/SERVO CONTROL
SPINDLE MOTOR CONTROL
DVD, CD-ROM DIGITAL SIGNAL PROCESSOR
BUILT IN 2M DRAM

IC5
VOLTAGE DETECTOR
(RESET)

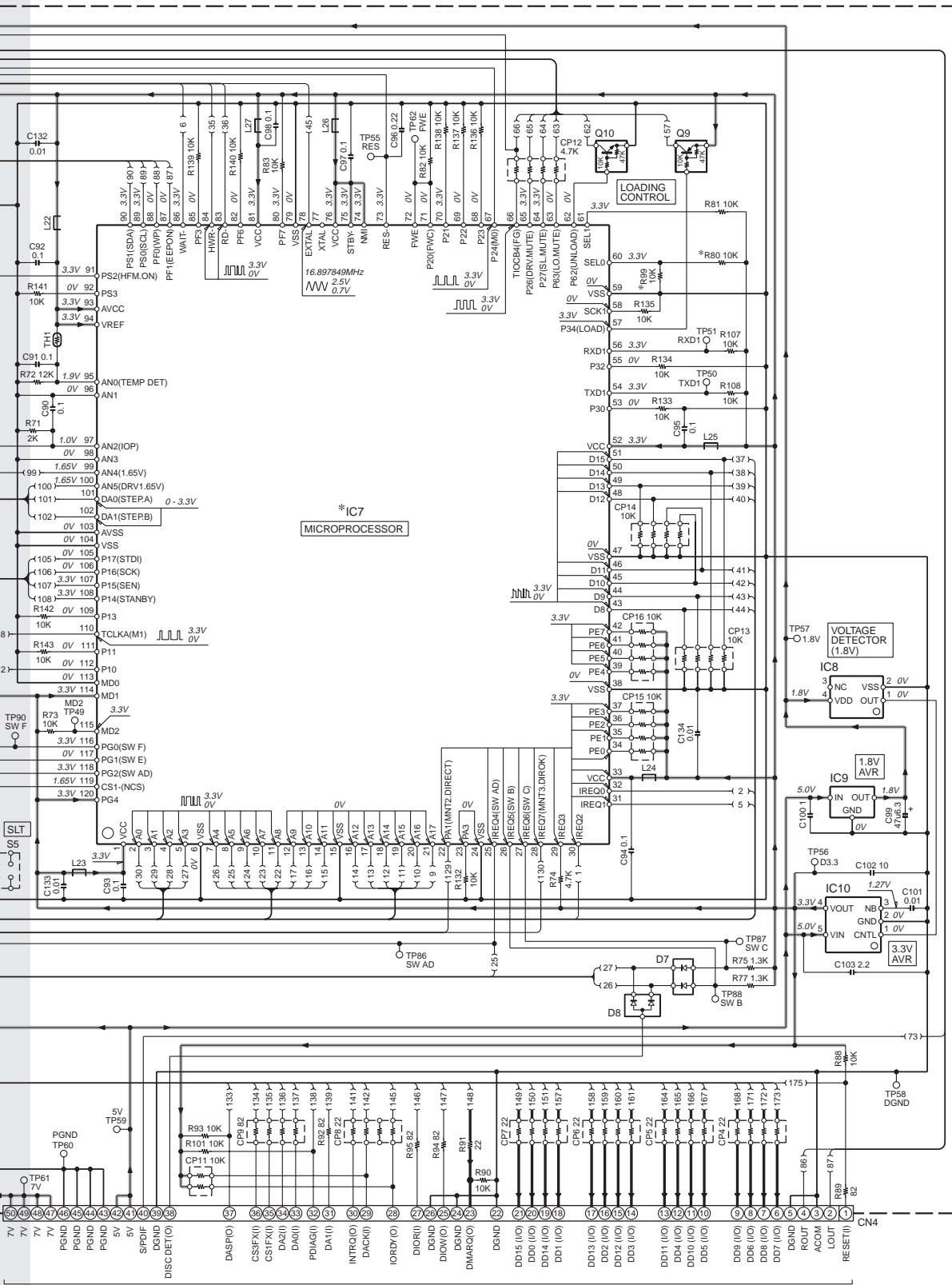
IC12
SERVO FILTER
CONTROL SW

S4
CLAMP
SW

S5
SLT

- IC1 :
- IC2 :
- IC3 :
- IC4 :
- IC5 :
- IC6 :
- IC7 :
- IC8 :
- IC9 :
- IC10 :
- IC11 :
- IC12 :

1
2
3
4
5
6
7



CAUTION : For continuous safety, replace safety critical components only with manufacturer's recommended parts (refer to parts list).
⚠ Indicates safety critical components. To reduce the risk of electric shock, leakage-current or resistance measurements shall be carried out (exposed parts are acceptably insulated from the supply circuit) before the appliance is returned to the customer.

- DC voltages are as measured with a high impedance voltmeter. Values may vary slightly due to variations between individual instruments or/and units.

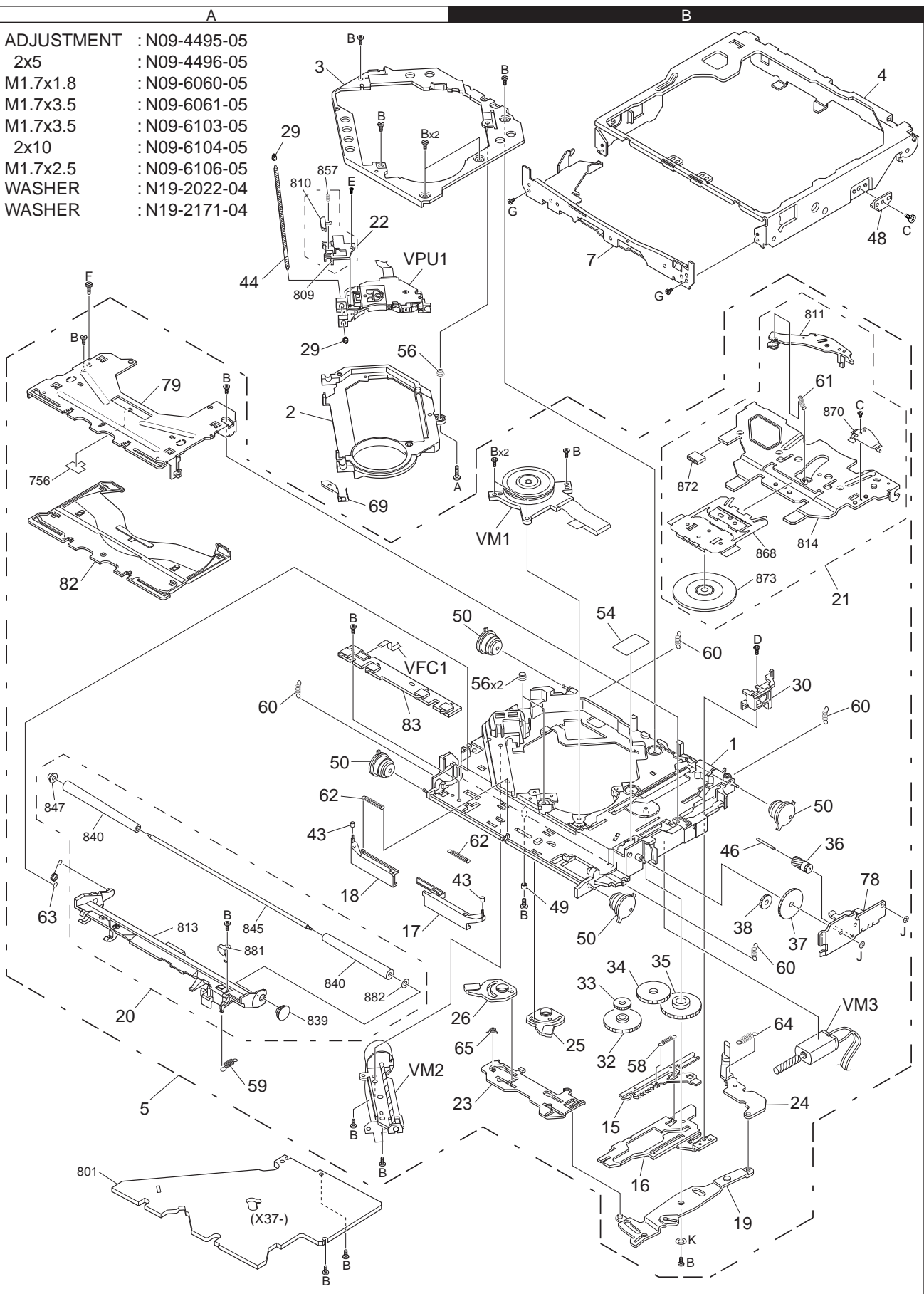
to VIDEO CONTROL UNIT X14-939 CN4

IC1 : AN8703FH	Q1 : 2SB0970	D1,2 : MAZS0510M	— SIGNAL LINE
IC2 : NJLJ7042	Q2 : MCH6101-E	D3-5 : MA2J729	— GND LINE
IC4 : MN103S26E	Q3 : 2SJ0536	D6 : MAZS0560M	— +B LINE
IC5 : S-80829CLBB	Q4,9,13,15 : UN5114	D7 : MA4ZD03	
IC6 : LA6505	Q5,10 : UN5214	D8 : MA142WA	
IC7 : *	Q6 : 2SD1819A		
IC8 : S-80815CLBB			
IC9 : UPC2918T			
IC10 : NJM2880U33			
IC11 : S-24C04BMFN			
IC12 : HD74LV2G66A			

UNIT No.	C24,25	D2	IC7	Q1	R15,80,112-114,123,127,128	R99
X37-1020-00	YES	YES	DF2328VTE259R9	YES	YES	NO
X37-1020-01	NO	NO	DF2328VTE259R9	NO	NO	YES
X37-1020-02	YES	YES	DF2328VTE259R8	YES	YES	NO
X37-1020-03	NO	NO	DF2328VTE259R7	NO	NO	YES
X37-1020-04	YES	YES	DF2328VTE250S0	YES	YES	NO
X37-1020-05	YES	YES	DF2328VTE250S0	YES	YES	NO

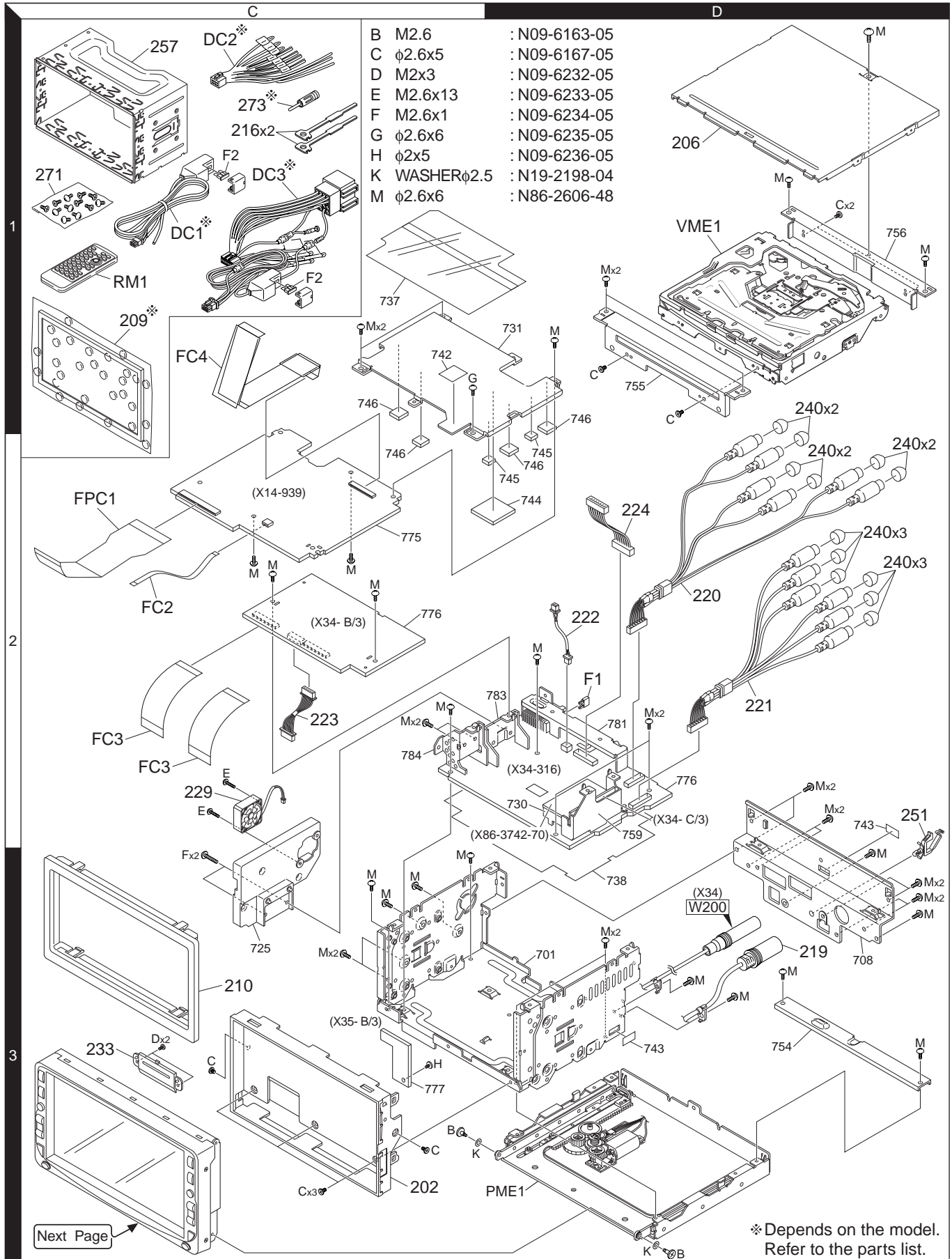
EXPLODED VIEW (DVD MECHANISM)

- A ADJUSTMENT : N09-4495-05
- B 2x5 : N09-4496-05
- C M1.7x1.8 : N09-6060-05
- D M1.7x3.5 : N09-6061-05
- E M1.7x3.5 : N09-6103-05
- F 2x10 : N09-6104-05
- G M1.7x2.5 : N09-6106-05
- J WASHER : N19-2022-04
- K WASHER : N19-2171-04



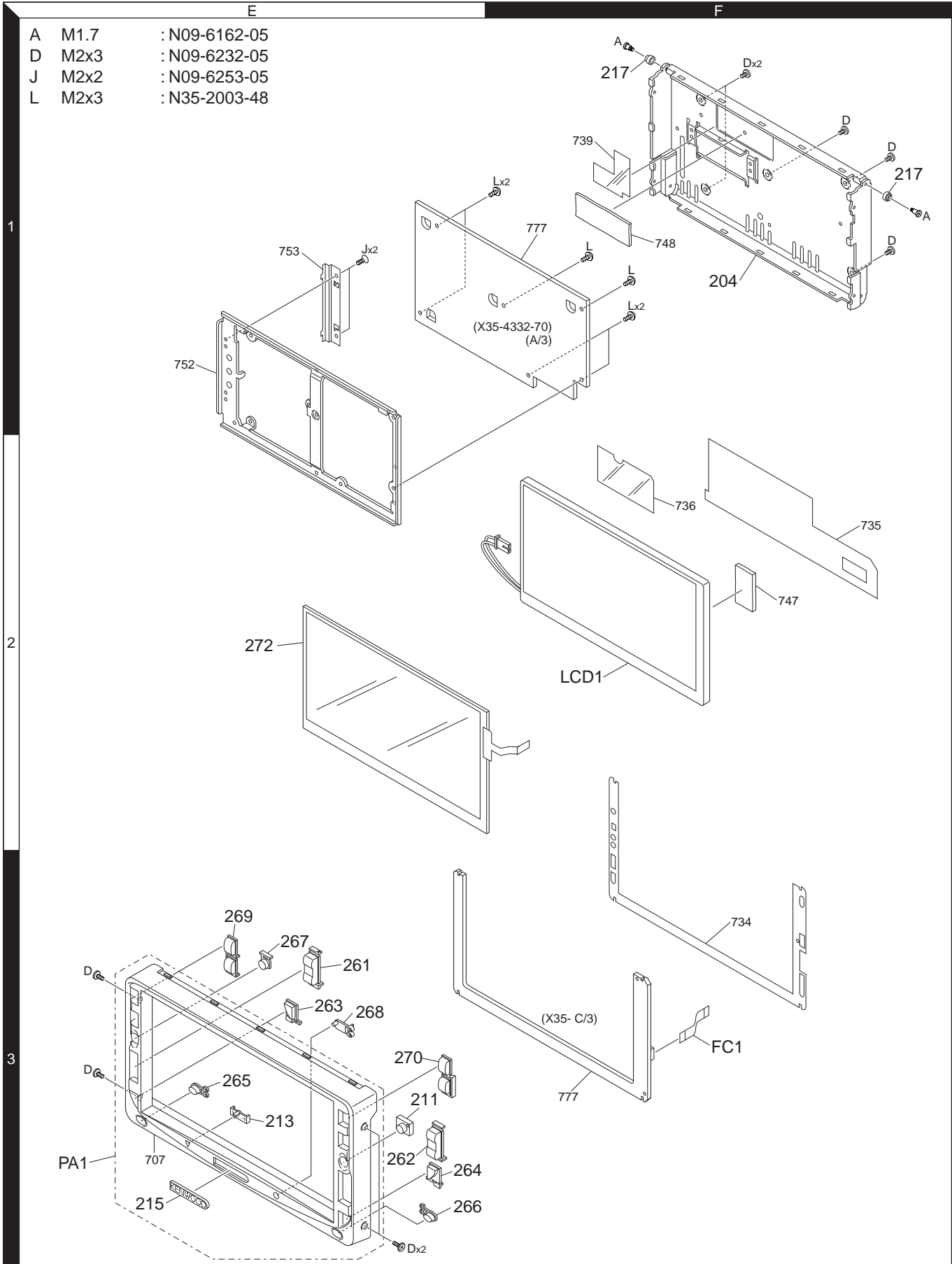
Parts with the exploded numbers larger than 700 are not supplied.

EXPLODED VIEW (UNIT)



EXPLODED VIEW (PANEL ASSY)

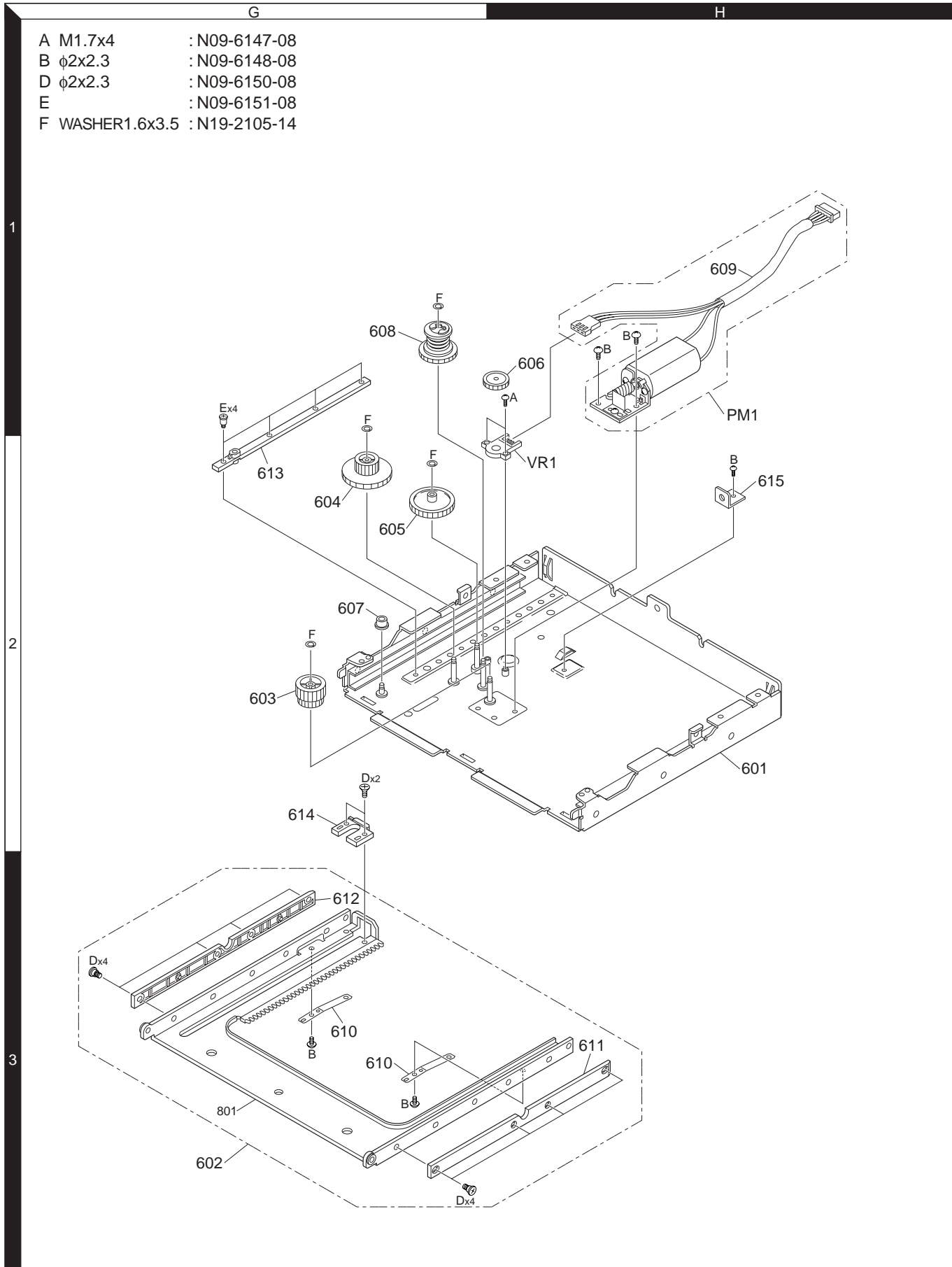
- | | | |
|---|------|---------------|
| A | M1.7 | : N09-6162-05 |
| D | M2x3 | : N09-6232-05 |
| J | M2x2 | : N09-6253-05 |
| L | M2x3 | : N35-2003-48 |



Parts with the exploded numbers larger than 700 are not supplied.

EXPLODED VIEW (PANEL MECHANISM)

- | | | | |
|---|---------------|---|-------------|
| A | M1.7x4 | : | N09-6147-08 |
| B | φ2x2.3 | : | N09-6148-08 |
| D | φ2x2.3 | : | N09-6150-08 |
| E | | : | N09-6151-08 |
| F | WASHER1.6x3.5 | : | N19-2105-14 |



PARTS LIST

* New parts

Parts without **Parts No.** are not supplied.

Les articles non mentionnés dans le **Parts No.** ne sont pas fournis.

Teile ohne **Parts No.** werden nicht geliefert.

Language notation of inst-manual

E : English F : French G : German D : Dutch

I : Italian S : Spanish P : Portuguese K : Korean

T : Traditional-Chinese X : Simplified-Chinese

Ref. No.	A d d	N e w	Parts No.	Description	Desti- nation	Ref. No.	A d d	N e w	Parts No.	Description	Desti- nation
DDX7015/7025/7035/7045/7065											
202	3A	*	A22-3033-23	SUB PANEL ASSY	ERM	FC3	2C	*	E39-0669-05	FLAT CABLE	
202	3A	*	A22-3046-23	SUB PANEL ASSY	K	FC4	1C	*	E39-0670-05	FLAT CABLE (DVD MECHA)	
202	3A	*	A22-3047-23	SUB PANEL ASSY	CX	229	2C	*	F09-1878-05	FAN	
204	1F	*	A46-1801-03	REAR COVER ASSY		233	3C	*	F19-1426-03	COVER	
206	1D	*	A52-0854-12	TOP PLATE		240	2D	*	F29-0049-05	INSULATING COVER	
						F1	2D	*	F52-0006-05	FUSE (MINI BLADE TYPE) 10A	
						F2	1C	*	F52-0004-05	FUSE (MINI BLADE TYPE) 5A	
PA1	3E	*	A64-3302-12	PANEL ASSY	E			*	H10-4896-02	POLYSTYRENE FOAMED FIXTURE	
PA1	3E	*	A64-3341-12	PANEL ASSY	K			*	H10-4897-02	POLYSTYRENE FOAMED FIXTURE	
PA1	3E	*	A64-3342-12	PANEL ASSY	R			*	H12-2745-04	PACKING FIXTURE	
PA1	3E	*	A64-3343-12	PANEL ASSY	M			*	H25-1127-04	PROTECTION BAG (0.5X350X450)	
PA1	3E	*	A64-3344-12	PANEL ASSY	C			*	H25-1158-04	PROTECTION BAG (220X350X0.03)	
PA1	3E	*	A64-3345-12	PANEL ASSY	X			*	H25-1161-04	PROTECTION BAG	
RM1	1C	*	A70-2064-05	REMOTE CONTROLLER ASSY				*	H54-3150-03	ITEM CARTON CASE	E
-			B46-0100-50	WARRANTY CARD				*	H54-3151-03	ITEM CARTON CASE	K
-			B46-0612-14	ID CARD	EMC			*	H54-3152-03	ITEM CARTON CASE	R
-			B46-0612-14	ID CARD	X			*	H54-3153-03	ITEM CARTON CASE	M
-			B46-0648-13	USER CARD	K			*	H54-3154-03	ITEM CARTON CASE	C
-		*	B54-4430-00	INSTALLATION MANUAL (EFGDISP)	E			*	H54-3177-03	ITEM CARTON CASE	X
-		*	B54-4431-00	INSTALLATION MANUAL (EFSP)	KR						
-		*	B54-4432-00	INSTALLATION MANUAL (ETKX)	MCX	251	3D	*	J11-0660-05	CLAMPER	
-		*	B59-1813-00	SUB-INSTRUCTION MANUAL	KR	257	1C	*	J22-0171-03	MOUNTING HARDWARE ASSY	
-		*	B64-2838-00	INSTRUCTION MANUAL (E)	E	FPC1	2C	*	J84-0173-05	FLEXIBLE PRINTED WIRING BOARD	
-		*	B64-2839-00	INSTRUCTION MANUAL (FGD)	E						
-		*	B64-2840-00	INSTRUCTION MANUAL (ISP)	E	261	3E	*	K24-4149-03	KNOB (VOL)	
-		*	B64-2841-00	INSTRUCTION MANUAL (EFS)	KR	262	3E	*	K24-4150-03	KNOB (SEEK)	
-		*	B64-2842-00	INSTRUCTION MANUAL (P)	R	263	3E	*	K24-4151-13	KNOB (ATT)	
-		*	B64-2843-00	INSTRUCTION MANUAL (E)	MCX	264	3E	*	K24-4152-13	KNOB (TI)	EM
-		*	B64-2844-00	INSTRUCTION MANUAL (TK)	M	264	3E	*	K24-4171-13	KNOB (AUTO)	KRC
-		*	B64-2845-00	INSTRUCTION MANUAL (X)	C	264	3E	*	K24-4171-13	KNOB (AUTO)	X
209	1C	*	B07-3046-04	ESCUTCHEON ASSY	MCX	265	3E	*	K24-4153-03	KNOB (V.SEL)	
210	3C	*	B07-3105-02	ESCUTCHEON		266	3E	*	K24-4154-03	KNOB (>)	
211	3E	*	B10-4546-13	FRONT GLASS		267	3E	*	K24-4155-03	KNOB (SRC)	
213	3E	*	B19-2262-03	LIGHTING BOARD		268	3E	*	K24-4156-04	KNOB (RESET)	
215	3E	*	B43-1271-04	KENWOOD BADGE		269	3E	*	K25-1638-03	KNOB (EJECT)	
LCD1	2F	*	B38-1153-05	LIQUID CRYSTAL		270	3E	*	K25-1639-03	KNOB (MODE)	
216	1C	*	D10-4589-04	LEVER		271	1C	*	N99-1754-05	SCREW SET	KRM
217	1F	*	D14-0792-04	ROLLER		271	1C	*	N99-1754-05	SCREW SET	CX
PME1	3D	*	D40-1191-05	PANEL MECHANISM ASSY		A	1F	*	N09-6162-05	STEPPED SCREW (M1.7)	
						B	3D	*	N09-6163-05	STEPPED SCREW (M2.6)	
						C	3C	*	N09-6167-05	MACHINE SCREW (2.6X5)	
219	3D	*	E30-6299-05	CORD WITH DIN CONNECTOR		D	3C	*	N09-6232-05	MACHINE SCREW (M2.0X3.0)	
220	2D	*	E30-6335-05	CORD WITH PINPLUG	ERM	D	1F	*	N09-6232-05	MACHINE SCREW (M2.0X3.0)	
220	2D	*	E30-6335-05	CORD WITH PINPLUG	CX	E	2C	*	N09-6233-05	MACHINE SCREW (M2.6X13)	
220	2D	*	E30-6357-05	CORD WITH PINPLUG	K	F	3C	*	N09-6234-05	MACHINE SCREW (M2.6X1)	
221	2D	*	E30-6336-05	CORD WITH PINPLUG		G	1C	*	N09-6235-05	TAPTITE SCREW (2.6X6)	
222	2D	*	E39-0646-15	WIRING HARNESS (2P)		H	3C	*	N09-6236-05	SEMS (TAPTITE SCREW) (2.0X5)	
223	2C	*	E39-0647-05	WIRING HARNESS (6P)		J	1E	*	N09-6253-05	MACHINE SCREW (M2X2)	
224	2D	*	E39-0648-05	WIRING HARNESS (26P)		K	3D	*	N19-2198-04	FLAT WASHER (2.5)	
DC1	1C	*	E30-6341-15	DC CORD	KRM	L	1F	*	N35-2003-48	BINDING HEAD MACHINE SCREW	
DC1	1C	*	E30-6341-15	DC CORD	CX	M	2C	*	N86-2606-48	BINDING HEAD TAPTITE SCREW	
DC2	1C	*	E30-6342-05	DC CORD	KRM						
DC2	1C	*	E30-6342-05	DC CORD	CX	272	2E	*	S79-0846-05	SWITCH ASSY	
DC3	1C	*	E30-6343-05	DC CORD	E	273	1C	*	T90-0512-05	ANTENNA ADAPTOR	E
FC1	3F	*	E39-0667-05	FLAT CABLE							
FC2	2C	*	E39-0668-05	FLAT CABLE (4P)							

K : DDX7015 E : DDX7025 M : DDX7035 X : DDX7045 R : DDX7045 C : DDX7065

(K : North America E : Europe M : Other Areas X : Australia R : Latin America X : China)

△ Indicates safety critical components.

PARTS LIST

* New parts

Parts without **Parts No.** are not supplied.

Les articles non mentionnés dans le **Parts No.** ne sont pas fournis.

Teile ohne **Parts No.** werden nicht geliefert.

DDX7015/7025/7035/7045/7065

Ref. No.	A d d	N e w	Parts No.	Description	Desti- nation
VME1	1D	*	X92-5020-00	DVD MECHANISM ASSY	
VIDEO CONTROL UNIT (X14-939x-xx)					
C100		*	CK73GB1H103K	CHIP C 0.010UF K	
C101			C90-5670-05	ELECTRO 2200UF 16WV	
C102			CK73GB1H103K	CHIP C 0.010UF K	
C103-105			CK73GB1H104K	CHIP C 0.10UF K	
C106,107			CK73GB1C333K	CHIP C 0.033UF K	
C108			CK73GB1E223K	CHIP C 0.022UF K	
C109			CK73GB1H682K	CHIP C 6800PF K	
C110,111			CK73GB1H472K	CHIP C 4700PF K	
C112			CK73FB1C105K	CHIP C 1.0UF K	
C113			CK73GB1H104K	CHIP C 0.10UF K	
C114			CK73EB1E474K	CHIP C 0.47UF K	
C115,116			CK73GB1H104K	CHIP C 0.10UF K	
C117			CK73FB1H104K	CHIP C 0.10UF K	
C118			CE32AZ1C221M	CHIP EL 220UF 16WV	
C119			CK73GB1H104K	CHIP C 0.10UF K	
C120,121			CK73FB1H104K	CHIP C 0.10UF K	
C122			CK73FB1C105K	CHIP C 1.0UF K	
C123			CK73GB1H472K	CHIP C 4700PF K	
C124			CK73GB1H682K	CHIP C 6800PF K	
C125			CK73GB1H473K	CHIP C 0.047UF K	
C126			CK73GB1C104K	CHIP C 0.10UF K	
C127			CK73DF1C106Z	CHIP C 10UF Z	
C128			CK73EB0J106K	CHIP C 10UF K	
C129			CK73GB1C104K	CHIP C 0.10UF K	
C130-133			C93-1210-05	CHIP C 10UF K	
C134			CK73GB1H103K	CHIP C 0.010UF K	
C135			CC73GCH1H391J	CHIP C 390PF J	
C136			C93-1210-05	CHIP C 10UF K	
C137			CK73DF1E106Z	CHIP C 10UF Z	
C138-140			CK73GB1H471K	CHIP C 470PF K	
C141			C93-1210-05	CHIP C 10UF K	
C142			CK73GB1H102K	CHIP C 1000PF K	
C143		*	CE32AU0J121M	CHIP EL 120UF 6.3WV	
C144			CE32AU1A560M	CHIP EL 56UF 10WV	
C145			CE32AU0G331M	CHIP EL 330UF 4.0WV	
C146			CE32AU1A560M	CHIP EL 56UF 10WV	
C148,149			CK73GB1C104K	CHIP C 0.10UF K	
C150			CK73EB1C225K	CHIP C 2.2UF K	
C151			CK73DF1C106Z	CHIP C 10UF Z	
C152			CE32AU1A560M	CHIP EL 56UF 10WV	
C153			CK73EB0J106K	CHIP C 10UF K	
C154,155			CK73GB1C104K	CHIP C 0.10UF K	
C156			CK73GB1H102K	CHIP C 1000PF K	
C157			CK73GB1H104K	CHIP C 0.10UF K	
C158			CK73GB1C104K	CHIP C 0.10UF K	
C159,160			C92-1766-05	ELECTRO 22UF 12.5WV	
C161			CE32AZ1C221M	CHIP EL 220UF 16WV	
C162			CK73GB1H222K	CHIP C 2200PF K	
C164,165			CK73GB1H102K	CHIP C 1000PF K	
C200-202			CK73GB1H103K	CHIP C 0.010UF K	
C203			CC73GCH1H220J	CHIP C 22PF J	
C204			CC73GCH1H080D	CHIP C 8.0PF D	

Ref. No.	A d d	N e w	Parts No.	Description	Desti- nation
C205			C92-1359-05	CHIP-TAN 10UF 16WV	
C206-208			CK73GB1H103K	CHIP C 0.010UF K	
C209			CK73GB1C104K	CHIP C 0.10UF K	
C210,211			CK73GB1H103K	CHIP C 0.010UF K	
C212			CK73FB1C105K	CHIP C 1.0UF K	
C213,214			CK73GB1H103K	CHIP C 0.010UF K	
C216			CK73GB1H103K	CHIP C 0.010UF K	
C217			CK73GB1C104K	CHIP C 0.10UF K	
C218			CK73GB0J105K	CHIP C 1.0UF K	
C300			CK73GB1C104K	CHIP C 0.10UF K	
C301			C92-1685-05	ELECTRO 47UF 6.3WV	
C302			CK73GB1C104K	CHIP C 0.10UF K	KR
C302,303			CK73GB1C104K	CHIP C 0.10UF K	EMC
C302,303			CK73GB1C104K	CHIP C 0.10UF K	X
C304			CK73EB0J106K	CHIP C 10UF K	
C306			CC73GCH1H270J	CHIP C 27PF J	EMC
C306			CC73GCH1H270J	CHIP C 27PF J	X
C306			CC73GCH1H470J	CHIP C 47PF J	KR
C307			CK73GB1C104K	CHIP C 0.10UF K	
C309			CC73GCH1H180J	CHIP C 18PF J	EMC
C309			CC73GCH1H180J	CHIP C 18PF J	X
C310			CC73GCH1H220J	CHIP C 22PF J	
C311			CK73GB1C104K	CHIP C 0.10UF K	EMC
C311			CK73GB1C104K	CHIP C 0.10UF K	X
C312,313			CK73GB0J105K	CHIP C 1.0UF K	
C314,315			CK73GB1C104K	CHIP C 0.10UF K	E
C316			CK73GB0J105K	CHIP C 1.0UF K	
C317			CC73GCH1H180J	CHIP C 18PF J	
C318			CC73GCH1H270J	CHIP C 27PF J	EMC
C318			CC73GCH1H270J	CHIP C 27PF J	X
C319,320			CK73GB0J225K	CHIP C 2.2UF K	
C321-323			CK73GB0J105K	CHIP C 1.0UF K	
C324			CK73GB1H223K	CHIP C 0.022UF K	
C325		*	CK73GB0J475K	CHIP C 4.7UF K	
C326			CK73GB1C104K	CHIP C 0.10UF K	KRM
C326			CK73GB1C104K	CHIP C 0.10UF K	CX
C326,327			CK73GB1C104K	CHIP C 0.10UF K	E
C328-330			CK73GB0J105K	CHIP C 1.0UF K	E
C331			CK73GB1C104K	CHIP C 0.10UF K	E
C332,333			CK73GB0J105K	CHIP C 1.0UF K	EMC
C332,333			CK73GB0J105K	CHIP C 1.0UF K	X
C334			CK73GB1C104K	CHIP C 0.10UF K	
C335,336			CK73GB0J105K	CHIP C 1.0UF K	EMC
C335,336			CK73GB0J105K	CHIP C 1.0UF K	X
C337			CK73GB1A474K	CHIP C 0.47UF K	
C338			CK73EB0J106K	CHIP C 10UF K	
C339			CK73GB1H223K	CHIP C 0.022UF K	
C340			CK73GB0J105K	CHIP C 1.0UF K	
C341			CK73EB0J106K	CHIP C 10UF K	
C342,343			CK73GB0J105K	CHIP C 1.0UF K	
C344			CK73GB1H223K	CHIP C 0.022UF K	
C345-350			CK73GB0J105K	CHIP C 1.0UF K	
C351			CK73FB1A225K	CHIP C 2.2UF K	
C352,353			CK73GB1H103K	CHIP C 0.010UF K	
C354,355			CK73FB1A225K	CHIP C 2.2UF K	

K : DDX7015 E : DDX7025 M : DDX7035 X : DDX7045 R : DDX7045 C : DDX7065
(K : North America E : Europe M : Other Areas X : Australia R : Latin America X : China)

△ Indicates safety critical components.

PARTS LIST

* New parts

Parts without **Parts No.** are not supplied.

Les articles non mentionnés dans le **Parts No.** ne sont pas fournis.

Teile ohne **Parts No.** werden nicht geliefert.

VIDEO CONTROL UNIT (X14-939x-xx)

Ref. No.	A d d	N e w	Parts No.	Description	Desti- nation	Ref. No.	A d d	N e w	Parts No.	Description	Desti- nation
C356			CK73GB1C104K	CHIP C 0.10UF K		C669			CK73EB0J106K	CHIP C 10UF K	
C357			CK73EB0J106K	CHIP C 10UF K		C670			CK73GB1C104K	CHIP C 0.10UF K	
C358			CK73GB1C104K	CHIP C 0.10UF K		C671,672			CK73GB0J105K	CHIP C 1.0UF K	
C361			C92-1685-05	ELECTRO 47UF 6.3WV		C673			CK73GB1C104K	CHIP C 0.10UF K	
C362			CK73GB1C104K	CHIP C 0.10UF K		C675			CK73GB0J105K	CHIP C 1.0UF K	
C363			CK73EB0J106K	CHIP C 10UF K		C701			CK73GB1H332K	CHIP C 3300PF K	
C364			CC73GCH1H331J	CHIP C 330PF J		C702,703			CC73GCH1H681J	CHIP C 680PF J	
C365			CK73GB0J105K	CHIP C 1.0UF K		C704			CK73GB1C104K	CHIP C 0.10UF K	
C366,367			CK73GB1C104K	CHIP C 0.10UF K		C705			CK73DF1C106Z	CHIP C 10UF Z	
C368			CK73GB0J105K	CHIP C 1.0UF K		C706			CK73EB1A475K	CHIP C 4.7UF K	
C370			CK73GB1H103K	CHIP C 0.010UF K		C707			CC73GCH1H101J	CHIP C 100PF J	
C371		*	CK73GB0J475K	CHIP C 4.7UF K		C708			CK73GB1H332K	CHIP C 3300PF K	
C372			CK73GB1H153K	CHIP C 0.015UF K		C709,710			CC73GCH1H681J	CHIP C 680PF J	
C373			CC73GCH1H151J	CHIP C 150PF J		C711			CK73EB1A475K	CHIP C 4.7UF K	
C374			CC73GCH1E102J	CHIP C 1000PF J		C712			CC73GCH1H101J	CHIP C 100PF J	
C375			CC73GCH1H470J	CHIP C 47PF J		C713			CK73DF1C106Z	CHIP C 10UF Z	
C376			CC73GCH1H150J	CHIP C 15PF J		C714,715			CK73GB1C104K	CHIP C 0.10UF K	
C400			CC73GCH1H070D	CHIP C 7.0PF D	ERM	C717			CK73EB0J106K	CHIP C 10UF K	
C400			CC73GCH1H070D	CHIP C 7.0PF D	CX	C718			CK73GB1C104K	CHIP C 0.10UF K	
C400			CC73GCH1H100D	CHIP C 10PF D	K	C751			CC73GCH1H220J	CHIP C 22PF J	
C401			CC73GCH1H120J	CHIP C 12PF J		C752			CK73GB1C104K	CHIP C 0.10UF K	
C402			CK73EB0J106K	CHIP C 10UF K		C770,771			CK73GB1C104K	CHIP C 0.10UF K	
C403			CK73GB1C104K	CHIP C 0.10UF K		C772			CK73EB0J106K	CHIP C 10UF K	
C404			CK73GB0J105K	CHIP C 1.0UF K		C773			CK73FB1H104K	CHIP C 0.10UF K	
C405-409			CK73GB1C104K	CHIP C 0.10UF K		C800			CC73GCH1H101J	CHIP C 100PF J	
C410			CK73EB0J106K	CHIP C 10UF K		C802			CK73GB0J105K	CHIP C 1.0UF K	
C411			CK73GB1C104K	CHIP C 0.10UF K		C803			CC73GCH1H101J	CHIP C 100PF J	
C412			CK73GB0J105K	CHIP C 1.0UF K		C904			CC73GCH1H101J	CHIP C 100PF J	R
C413-416			CK73GB1C104K	CHIP C 0.10UF K		C918			C92-1485-05	CHIP C 22UF 6.3WV	
C417			CC73GCH1H040C	CHIP C 4.0PF C	ERM	C919-922			CK73GB1H104K	CHIP C 0.10UF K	
C417			CC73GCH1H040C	CHIP C 4.0PF C	CX	C925-927			CK73GB1C104K	CHIP C 0.10UF K	
C501			CK73DF1C106Z	CHIP C 10UF Z		TC1		*	C05-0516-05	CERAMIC TRIMMER CAPACITOR (10PF)	
C520,521			CK73EB0J106K	CHIP C 10UF K		CN101			E40-9449-05	PIN ASSY	
C522			CK73GB1C104K	CHIP C 0.10UF K		CN501		*	E41-2114-05	FLAT CABLE CONNECTOR	
C540			CK73GB0J105K	CHIP C 1.0UF K		CN770			E40-9409-05	PIN ASSY	
C541			CC73GCH1H120J	CHIP C 12PF J		CN802		*	E41-2051-05	PIN ASSY	
C542			CC73GCH1H100D	CHIP C 10PF D		CN803		*	E41-2077-05	PIN ASSY	
C561-567			CK73GB1C104K	CHIP C 0.10UF K		CN850			E41-0341-05	FLAT CABLE CONNECTOR	
C580			CK73GB1C104K	CHIP C 0.10UF K		CN851			E41-0267-05	FLAT CABLE CONNECTOR	
C581			CK73FB1H104K	CHIP C 0.10UF K		CN904		*	E41-2074-05	PIN ASSY	
C601-606			CK73GB1C104K	CHIP C 0.10UF K		CF100-105			L72-0780-05	CERAMIC FILTER	
C607			CK73GB0J105K	CHIP C 1.0UF K		L100			L19-0733-05	TRANSFORMER FOR CONVERTER	
C608-614			CK73GB1C104K	CHIP C 0.10UF K		L101-105			L33-1906-05	CHOKE COIL	
C615,616			CK73EB0J106K	CHIP C 10UF K		L106,107			L40-1001-78	SMALL FIXED INDUCTOR (10UH)	
C617			CK73GB0J105K	CHIP C 1.0UF K		L108			L79-0958-05	LINE FILTER	
C618-628			CK73GB1C104K	CHIP C 0.10UF K		L109			L92-0373-05	CHIP FERRITE	
C650			CK73GB1C104K	CHIP C 0.10UF K		L200			L92-0319-05	CHIP FERRITE	
C651-658			CK73GB0J105K	CHIP C 1.0UF K		L300			L40-4705-79	SMALL FIXED INDUCTOR (47UH)	
C659			C92-1452-05	ELECTRO 100UF 10WV		L350			L40-1001-78	SMALL FIXED INDUCTOR (10UH)	
C660			CK73EB0J106K	CHIP C 10UF K		L400			L40-1001-78	SMALL FIXED INDUCTOR (10UH)	
C661			CK73GB0J105K	CHIP C 1.0UF K		L401		*	L41-2205-33	SMALL FIXED INDUCTOR	
C662			CK73GB1C104K	CHIP C 0.10UF K		L402			L40-1001-78	SMALL FIXED INDUCTOR (10UH)	
C663			CK73EB0J106K	CHIP C 10UF K		L520,521			L92-0373-05	CHIP FERRITE	
C664			C92-1452-05	ELECTRO 100UF 10WV		L540			L40-1001-78	SMALL FIXED INDUCTOR (10UH)	
C665-668			CK73GB1C104K	CHIP C 0.10UF K							

K : DDX7015 E : DDX7025 M : DDX7035 X : DDX7045 R : DDX7045 C : DDX7065
(K : North America E : Europe M : Other Areas X : Australia R : Latin America X : China)

△ Indicates safety critical components.

PARTS LIST

* New parts

Parts without **Parts No.** are not supplied.

Les articles non mentionnés dans le **Parts No.** ne sont pas fournis.

Teile ohne **Parts No.** werden nicht geliefert.

VIDEO CONTROL UNIT (X14-939x-xx)

Ref. No.	A d d	N e w	Parts No.	Description	Desti- nation
L560			L92-0373-05	CHIP FERRITE	
L601			L92-0373-05	CHIP FERRITE	
L603			L92-0373-05	CHIP FERRITE	
L650			L40-1001-78	SMALL FIXED INDUCTOR (10UH)	
L651			L92-0373-05	CHIP FERRITE	
L701,702			L40-1001-78	SMALL FIXED INDUCTOR (10UH)	
X200		*	L78-0892-05	RESONATOR (19M)	
X201			L77-2304-05	CRYSTAL RESONATOR (32.768KHZ)	
X300			L77-2806-05	CRYSTAL RESONATOR (3.579545MHZ)	
X301			L77-2807-05	CRYSTAL RESONATOR (4.433619MHZ)	EMC
X301			L77-2807-05	CRYSTAL RESONATOR (4.433619MHZ)	X
X360			L78-0549-05	RESONATOR (50KHZ)	
X540			L77-2866-05	CRYSTAL RESONATOR (27MHZ)	
CP400-407			RK74HB1J330J	CHIP-COM 33 J 1/16W	
CP501-505			RK74HB1J471J	CHIP-COM 470 J 1/16W	
CP506-510			RK74HB1J103J	CHIP-COM 10K J 1/16W	
CP601-604			RK74HB1J472J	CHIP-COM 4.7K J 1/16W	
CP605			RK74HB1J470J	CHIP-COM 47 J 1/16W	
CP606-612			RK74HB1J220J	CHIP-COM 22 J 1/16W	
CP613,614			RK74HB1J330J	CHIP-COM 33 J 1/16W	
CP615-618			RK74HB1J472J	CHIP-COM 4.7K J 1/16W	
CP619-625			RK74HB1J220J	CHIP-COM 22 J 1/16W	
R100,101			RK73GB2A223J	CHIP R 22K J 1/10W	
R102			RN73GH1J912D	CHIP R 9.1K D 1/16W	
R103			RK73GB2A681J	CHIP R 680 J 1/10W	
R104			RN73GH1J912D	CHIP R 9.1K D 1/16W	
R105			RN73GH1J433D	CHIP R 43K D 1/16W	
R106			RN73GH1J912D	CHIP R 9.1K D 1/16W	
R107			RK73GB2A103J	CHIP R 10K J 1/10W	
R108			RK73GB2A432J	CHIP R 4.3K J 1/10W	
R109			RK73GB2A472J	CHIP R 4.7K J 1/10W	
R110			RK73GB2A363J	CHIP R 36K J 1/10W	
R111			RK73GB2A473J	CHIP R 47K J 1/10W	
R112			RK73GB2A513J	CHIP R 51K J 1/10W	
R113			RK73GB2A363J	CHIP R 36K J 1/10W	
R114			RK73GB2A104J	CHIP R 100K J 1/10W	
R115		*	R92-3323-05	CHIP R 3.3K J 1/2W	
R116			RK73GB2A912J	CHIP R 9.1K J 1/10W	
R117			RK73GB2A153J	CHIP R 15K J 1/10W	
R118			RK73FB2B123J	CHIP R 12K J 1/8W	
R119			RN73GH1J2552D	CHIP R 25.5K D 1/16W	
R120			RN73GH1J154D	CHIP R 150K D 1/16W	
R121			RK73GB2A473J	CHIP R 47K J 1/10W	
R122			RK73GB2A512J	CHIP R 5.1K J 1/10W	
R123			RK73GB2A472J	CHIP R 4.7K J 1/10W	
R124			RK73GB2A242J	CHIP R 2.4K J 1/10W	
R125			RN73GH1J104D	CHIP R 100K D 1/16W	
R126			RN73GH1J2212D	CHIP R 22.1K D 1/16W	
R127			RN73GH1J154D	CHIP R 150K D 1/16W	
R128			RK73EB2E102J	CHIP R 1.0K J 1/4W	
R129			RK73GB2A473J	CHIP R 47K J 1/10W	
R130			RN73GH1J132D	CHIP R 1.3K D 1/16W	
R131-136			RK73GB2A104J	CHIP R 100K J 1/10W	
R137-139			RK73GB2A101J	CHIP R 100 J 1/10W	

Ref. No.	A d d	N e w	Parts No.	Description	Desti- nation
R140			RK73GB2A201J	CHIP R 200 J 1/10W	
R141			RK73GB2A103J	CHIP R 10K J 1/10W	
R142			RK73GB2A273J	CHIP R 27K J 1/10W	
R143			RK73GB2A100J	CHIP R 10 J 1/10W	
R144			RK73GB2A222J	CHIP R 2.2K J 1/10W	
R145			RK73GB2A332J	CHIP R 3.3K J 1/10W	
R146			RK73GB2A303J	CHIP R 30K J 1/10W	
R147			RK73GB2A622J	CHIP R 6.2K J 1/10W	
R148			RN73GH1J102D	CHIP R 1.0K D 1/16W	
R149			RN73GH1J622D	CHIP R 6.2K D 1/16W	
R150			RN73GH1J102D	CHIP R 1.0K D 1/16W	
R151			RN73GH1J242D	CHIP R 2.4K D 1/16W	
R152			RN73GH1J102D	CHIP R 1.0K D 1/16W	
R153			RN73GH1J682D	CHIP R 6.8K D 1/16W	
R154,155			RN73GH1J102D	CHIP R 1.0K D 1/16W	
R156			RN73GH1J4021D	CHIP R 4.02K D 1/16W	
R157			RN73GH1J752D	CHIP R 7.5K D 1/16W	
R158			RN73GH1J102D	CHIP R 1.0K D 1/16W	
R159			RN73GH1J622D	CHIP R 6.2K D 1/16W	
R160			RK73GH2A113D	CHIP R 11K D 1/10W	
R161			R92-3416-05	CHIP R 0.27 1/2W	
R162			RK73GB2A104J	CHIP R 100K J 1/10W	
R164			RK73GB2A102J	CHIP R 1.0K J 1/10W	
R165			RK73GB2A473J	CHIP R 47K J 1/10W	
R166			RK73GB2A272J	CHIP R 2.7K J 1/10W	
R168			RK73GB2A102J	CHIP R 1.0K J 1/10W	
R169			RK73GB2A223J	CHIP R 22K J 1/10W	
R170			RK73GB2A103J	CHIP R 10K J 1/10W	
R171			RK73GB2A563J	CHIP R 56K J 1/10W	
R172			RK73GB2A102J	CHIP R 1.0K J 1/10W	
R173			RN73GH1J153D	CHIP R 15K D 1/16W	
R174			RN73GH1J333D	CHIP R 33K D 1/16W	
R175			RN73GH1J153D	CHIP R 15K D 1/16W	
R176			RN73GH1J333D	CHIP R 33K D 1/16W	
R177			RN73GH1J153D	CHIP R 15K D 1/16W	
R178			RN73GH1J333D	CHIP R 33K D 1/16W	
R200			RK73GB2A103J	CHIP R 10K J 1/10W	
R202			RK73GB2A103J	CHIP R 10K J 1/10W	
R203			RK73GB2A103J	CHIP R 10K J 1/10W	
R203,204			RK73GB2A103J	CHIP R 10K J 1/10W	RX K EM
R204			RK73GB2A103J	CHIP R 10K J 1/10W	R
R205			RK73GB2A103J	CHIP R 10K J 1/10W	CX
R205,206			RK73GB2A103J	CHIP R 10K J 1/10W	K
R206			RK73GB2A103J	CHIP R 10K J 1/10W	RM
R207			RK73GB2A103J	CHIP R 10K J 1/10W	ECX
R208-211			RK73GB2A104J	CHIP R 100K J 1/10W	
R212			RK73GB2A471J	CHIP R 470 J 1/10W	
R213,214			RK73GB2A103J	CHIP R 10K J 1/10W	
R215			RK73GB2A684J	CHIP R 680K J 1/10W	
R216			RK73GB2A472J	CHIP R 4.7K J 1/10W	
R217			RK73GB2A104J	CHIP R 100K J 1/10W	
R218			RK73GB2A225J	CHIP R 2.2M J 1/10W	
R219			RK73GB2A102J	CHIP R 1.0K J 1/10W	
R222			RK73GB2A104J	CHIP R 100K J 1/10W	
R223			RK73GB2A102J	CHIP R 1.0K J 1/10W	

K : DDX7015 E : DDX7025 M : DDX7035 X : DDX7045 R : DDX7045 C : DDX7065
(K : North America E : Europe M : Other Areas X : Australia R : Latin America X : China)

△ Indicates safety critical components.

PARTS LIST

* New parts

Parts without **Parts No.** are not supplied.

Les articles non mentionnés dans le **Parts No.** ne sont pas fournis.

Teile ohne **Parts No.** werden nicht geliefert.

VIDEO CONTROL UNIT (X14-939x-xx)

Ref. No.	Add	New	Parts No.	Description	Destination	Ref. No.	Add	New	Parts No.	Description	Destination
R224			RK73GB2A104J	CHIP R 100K J 1/10W		R408			RK73GB2A101J	CHIP R 100 J 1/10W	
R225-227			RK73GB2A102J	CHIP R 1.0K J 1/10W		R409			RK73GB2A272J	CHIP R 2.7K J 1/10W	
R228-233			RK73GB2A104J	CHIP R 100K J 1/10W		R410,411			RK73GB2A104J	CHIP R 100K J 1/10W	
R234			RK73GB2A123J	CHIP R 12K J 1/10W		R412			RK73GB2A102J	CHIP R 1.0K J 1/10W	
R235			RK73GB2A473J	CHIP R 47K J 1/10W		R413			RK73GB2A472J	CHIP R 4.7K J 1/10W	
R236			RK73GB2A123J	CHIP R 12K J 1/10W		R415-417			RK73GB2A151J	CHIP R 150 J 1/10W	
R238			RK73GB2A123J	CHIP R 12K J 1/10W		R501			RK73GB2A330J	CHIP R 33 J 1/10W	
R239			RK73GB2A104J	CHIP R 100K J 1/10W		R502			RK73GB2A103J	CHIP R 10K J 1/10W	
R240			RK73GB2A123J	CHIP R 12K J 1/10W		R503			RK73GB2A820J	CHIP R 82 J 1/10W	
R241			RK73GB2A102J	CHIP R 1.0K J 1/10W		R504,505			RK73GB2A220J	CHIP R 22 J 1/10W	
R242			RK73GB2A104J	CHIP R 100K J 1/10W		R506,507			RK73GB2A820J	CHIP R 82 J 1/10W	
R243			RK73GB2A102J	CHIP R 1.0K J 1/10W		R508			RK73GB2A471J	CHIP R 470 J 1/10W	
R244			RK73GB2A473J	CHIP R 47K J 1/10W		R509,510			R92-2104-05	CHIP R 2.2 J 1W	
R248-254			RK73GB2A104J	CHIP R 100K J 1/10W		R520			RK73GB2A472J	CHIP R 4.7K J 1/10W	
R256-258			RK73GB2A101J	CHIP R 100 J 1/10W		R522-528			RK73GB2A103J	CHIP R 10K J 1/10W	
R259			RK73GB2A104J	CHIP R 100K J 1/10W		R529,530			RK73GB2A472J	CHIP R 4.7K J 1/10W	
R300			RK73GB2A471J	CHIP R 470 J 1/10W		R531,532			RK73GB2A104J	CHIP R 100K J 1/10W	
R301			RK73GB2A103J	CHIP R 10K J 1/10W	EMC	R540,541			RK73GB2A330J	CHIP R 33 J 1/10W	
R301			RK73GB2A103J	CHIP R 10K J 1/10W	X	R542			RK73GB2A105J	CHIP R 1.0M J 1/10W	
R302			RK73GB2A152J	CHIP R 1.5K J 1/10W		R544			RK73GB2A102J	CHIP R 1.0K J 1/10W	
R303			RK73GB2A752J	CHIP R 7.5K J 1/10W		R586			RK73GB2A152J	CHIP R 1.5K J 1/10W	
R304,305			RK73GB2A101J	CHIP R 100 J 1/10W		R587			RK73GB2A332J	CHIP R 3.3K J 1/10W	
R306			RK73GB2A103J	CHIP R 10K J 1/10W		R601-603			RK73GB2A472J	CHIP R 4.7K J 1/10W	
R307			RK73GB2A332J	CHIP R 3.3K J 1/10W		R604			RK73GB2A470J	CHIP R 47 J 1/10W	
R308			RK73GB2A105J	CHIP R 1.0M J 1/10W		R605-610			RK73GB2A220J	CHIP R 22 J 1/10W	
R309-312			RK73GB2A101J	CHIP R 100 J 1/10W		R612,613			RK73GB2A220J	CHIP R 22 J 1/10W	
R313			RK73GB2A473J	CHIP R 47K J 1/10W		R614			RK73GB2A330J	CHIP R 33 J 1/10W	
R360,361			RK73GB2A303J	CHIP R 30K J 1/10W		R615-617			RK73GB2A472J	CHIP R 4.7K J 1/10W	
R362			RK73GB2A472J	CHIP R 4.7K J 1/10W		R618,619			RK73GB2A220J	CHIP R 22 J 1/10W	
R363			RK73GB2A202J	CHIP R 2.0K J 1/10W		R620-627			RK73GB2A472J	CHIP R 4.7K J 1/10W	
R364			RK73GB2A361J	CHIP R 360 J 1/10W		R650			RK73GB2A332J	CHIP R 3.3K J 1/10W	
R365			RK73GB2A914J	CHIP R 910K J 1/10W		R651-654			RK73GB2A102J	CHIP R 1.0K J 1/10W	
R366,367			RK73GB2A471J	CHIP R 470 J 1/10W		R655			RK73GB2A750J	CHIP R 75 J 1/10W	
R368			RK73GB2A102J	CHIP R 1.0K J 1/10W		R656			RK73GB2A511J	CHIP R 510 J 1/10W	
R369			RK73GB2A471J	CHIP R 470 J 1/10W		R657			RK73GB2A152J	CHIP R 1.5K J 1/10W	
R370			RK73GB2A302J	CHIP R 3.0K J 1/10W		R658,659			RK73GB2A102J	CHIP R 1.0K J 1/10W	
R371			RN73GH1J182D	CHIP R 1.8K D 1/16W		R660			RK73GB2A103J	CHIP R 10K J 1/10W	
R372			RN73GH1J391D	CHIP R 390 D 1/16W		R661,662			RK73GB2A472J	CHIP R 4.7K J 1/10W	
R373			RK73GB2A101J	CHIP R 100 J 1/10W		R663,664			RK73GB2A101J	CHIP R 100 J 1/10W	
R374			RK73GB2A471J	CHIP R 470 J 1/10W		R665-668			RN73GH1J750D	CHIP R 75 D 1/16W	
R375			RK73GB2A101J	CHIP R 100 J 1/10W		R669			RN73GH1J151D	CHIP R 150 D 1/16W	
R380-383			RK73GB2A101J	CHIP R 100 J 1/10W		R670			RK73GB2A103J	CHIP R 10K J 1/10W	
R384,385			RK73GB2A471J	CHIP R 470 J 1/10W		R671,672			RK73GB2A104J	CHIP R 100K J 1/10W	
R386			RK73GB2A102J	CHIP R 1.0K J 1/10W		R673			RN73GH1J151D	CHIP R 150 D 1/16W	
R387			RN73GH1J473D	CHIP R 47K D 1/16W		R677			RK73GB2A432J	CHIP R 4.3K J 1/10W	
R388			RK73GB2A471J	CHIP R 470 J 1/10W		R678			RK73GB2A472J	CHIP R 4.7K J 1/10W	
R389			RK73GB2A272J	CHIP R 2.7K J 1/10W		R701,702			RK73GB2A472J	CHIP R 4.7K J 1/10W	
R400			RK73GB2A103J	CHIP R 10K J 1/10W		R703			RK73GB2A302J	CHIP R 3.0K J 1/10W	
R401			RK73GB2A680J	CHIP R 68 J 1/10W		R704,705			RK73GB2A201J	CHIP R 200 J 1/10W	
R402			RK73GB2A152J	CHIP R 1.5K J 1/10W		R706			RK73GB2A302J	CHIP R 3.0K J 1/10W	
R403			RK73GB2A101J	CHIP R 100 J 1/10W		R707			RK73GB2A471J	CHIP R 470 J 1/10W	
R404			RK73GB2A472J	CHIP R 4.7K J 1/10W		R708			RK73GB2A182J	CHIP R 1.8K J 1/10W	
R405			RK73GB2A272J	CHIP R 2.7K J 1/10W		R709			RK73GB2A100J	CHIP R 10 J 1/10W	
R406			RK73GB2A101J	CHIP R 100 J 1/10W		R710,711			RK73GB2A472J	CHIP R 4.7K J 1/10W	
R407			RK73GB2A272J	CHIP R 2.7K J 1/10W		R712			RK73GB2A302J	CHIP R 3.0K J 1/10W	

K : DDX7015 E : DDX7025 M : DDX7035 X : DDX7045 R : DDX7045 C : DDX7065
(K : North America E : Europe M : Other Areas X : Australia R : Latin America X : China)

△ Indicates safety critical components.

PARTS LIST

* New parts

Parts without **Parts No.** are not supplied.

Les articles non mentionnés dans le **Parts No.** ne sont pas fournis.

Teile ohne **Parts No.** werden nicht geliefert.

VIDEO CONTROL UNIT (X14-939x-xx)

Ref. No.	A d d	N e w	Parts No.	Description	Desti- nation
R713,714			RK73GB2A201J	CHIP R 200 J 1/10W	
R715			RK73GB2A302J	CHIP R 3.0K J 1/10W	
R716			RK73GB2A471J	CHIP R 470 J 1/10W	
R717			RK73GB2A182J	CHIP R 1.8K J 1/10W	
R718			RK73GB2A100J	CHIP R 10 J 1/10W	
R719			RK73GB2A682J	CHIP R 6.8K J 1/10W	
R720			RK73GB2A222J	CHIP R 2.2K J 1/10W	
R721			RK73GB2A392J	CHIP R 3.9K J 1/10W	
R722			RK73GB2A102J	CHIP R 1.0K J 1/10W	
R723,724			RK73GB2A223J	CHIP R 22K J 1/10W	
R725			RK73GB2A103J	CHIP R 10K J 1/10W	
R753			RK73GB2A470J	CHIP R 47 J 1/10W	
R770			RK73GB2A103J	CHIP R 10K J 1/10W	
R771			RK73GB2A222J	CHIP R 2.2K J 1/10W	
R772-776			RK73GB2A472J	CHIP R 4.7K J 1/10W	
R801-803			RK73EB2E102J	CHIP R 1.0K J 1/4W	
R805-810			RK73EB2E101J	CHIP R 100 J 1/4W	
R811-814			RK73GB2A750J	CHIP R 75 J 1/10W	
R850-857			RK73GB2A101J	CHIP R 100 J 1/10W	
R859-866			RK73GB2A101J	CHIP R 100 J 1/10W	
R867			RK73GB2A102J	CHIP R 1.0K J 1/10W	
R916-919			RK73EB2E101J	CHIP R 100 J 1/4W	
R922			RK73GB2A102J	CHIP R 1.0K J 1/10W	
R924			RK73GB2A103J	CHIP R 10K J 1/10W	
R925			RN73GH1J123D	CHIP R 12K D 1/16W	
R926			RN73GH1J152D	CHIP R 1.5K D 1/16W	
R927			RN73GH1J243D	CHIP R 24K D 1/16W	
R929			RK73GB2A102J	CHIP R 1.0K J 1/10W	
W104,105			R92-1252-05	CHIP R 0 OHM J 1/16W	
W107			R92-1252-05	CHIP R 0 OHM J 1/16W	
W109-117			R92-1252-05	CHIP R 0 OHM J 1/16W	
W121,122			R92-1252-05	CHIP R 0 OHM J 1/16W	
W163			R92-1252-05	CHIP R 0 OHM J 1/16W	
W164,165			R92-2053-05	CHIP R 0 J 1/8W	
W202			R92-1252-05	CHIP R 0 OHM J 1/16W	
W237			R92-1252-05	CHIP R 0 OHM J 1/16W	
W300-302			R92-1252-05	CHIP R 0 OHM J 1/16W	
W300-302			R92-1252-05	CHIP R 0 OHM J 1/16W	
W401			R92-1252-05	CHIP R 0 OHM J 1/16W	
W408-414			R92-1252-05	CHIP R 0 OHM J 1/16W	
W501			R92-1252-05	CHIP R 0 OHM J 1/16W	
W522			R92-1252-05	CHIP R 0 OHM J 1/16W	
W580,581			R92-1252-05	CHIP R 0 OHM J 1/16W	
W601			R92-1252-05	CHIP R 0 OHM J 1/16W	
W603,604			R92-1252-05	CHIP R 0 OHM J 1/16W	
W606-609			R92-1252-05	CHIP R 0 OHM J 1/16W	
W650-652			R92-1252-05	CHIP R 0 OHM J 1/16W	
W654			R92-1252-05	CHIP R 0 OHM J 1/16W	
W658			R92-1252-05	CHIP R 0 OHM J 1/16W	
W660			R92-1252-05	CHIP R 0 OHM J 1/16W	
W701			R92-1252-05	CHIP R 0 OHM J 1/16W	
W753			R92-1252-05	CHIP R 0 OHM J 1/16W	
W770			R92-1252-05	CHIP R 0 OHM J 1/16W	
W772-776			R92-1252-05	CHIP R 0 OHM J 1/16W	
W800			R92-2053-05	CHIP R 0 J 1/8W	

Ref. No.	A d d	N e w	Parts No.	Description	Desti- nation
W851			R92-1252-05	CHIP R 0 OHM J 1/16W	
W853			R92-1252-05	CHIP R 0 OHM J 1/16W	
W857,858			R92-2052-05	CHIP R 0 OHM J 1/10W	
W859-867			R92-1252-05	CHIP R 0 OHM J 1/16W	
W869,870			R92-1252-05	CHIP R 0 OHM J 1/16W	
W872-874			R92-1252-05	CHIP R 0 OHM J 1/16W	
W877,878			R92-1252-05	CHIP R 0 OHM J 1/16W	
W881-886			R92-1252-05	CHIP R 0 OHM J 1/16W	
W888			R92-1252-05	CHIP R 0 OHM J 1/16W	
W920			R92-2053-05	CHIP R 0 J 1/8W	
D100			1SR154-400	DIODE	
D101			RD16S	ZENER DIODE	
D102			RD6.8M(B2)	ZENER DIODE	
D104			DAN202U	DIODE	
D105			RD6.8M(B2)	ZENER DIODE	
D106			DAN202U	DIODE	
D107			MA3062-M	ZENER DIODE	
D108-111			EC31QS04	DIODE	
D113			EC31QS04	DIODE	
D114,115			SB05-05CP	DIODE	
D300			DAN202U	DIODE	
D301-303			DA204U	DIODE	
D501			DA204U	DIODE	
D701			DAP202U	DIODE	
D702			DA204U	DIODE	
D800-804			MA3062WA	ZENER DIODE	
D850-860			AVRM1608120M6A	VARISTOR	
D861			MA8062-M	ZENER DIODE	
D862			DA204U	DIODE	
D919,920			MA3062WA	ZENER DIODE	
D924			AVRM1608120M6A	VARISTOR	
IC100-102			FA7703V	ANALOGUE IC	
IC103			TA78DL05F	ANALOGUE IC	
IC104			PQ1X331M2ZP	ANALOGUE IC	
IC105			TC75W56FU	MOS-IC	
IC106			TC7SH04FU	MOS-IC	
IC107			M5237ML	ANALOGUE IC	
IC108			SI-3012KM	ANALOGUE IC	
IC200			*****	MEMORY IC	
IC203			LB1836M-TE-L	ANALOGUE IC	
IC204		*	703068YGJ-108	MICROCONTROLLER IC	
IC205			TC7SH08F	MOS-IC	
IC206			TC7W14FU	MOS-IC	
IC207			PST9142NR	ANALOGUE IC	
IC300			TA78L05F	ANALOGUE IC	
IC301			TDA4665T	ANALOGUE IC	EMC
IC301			TDA4665T	ANALOGUE IC	X
IC302			MM1389XFBE	ANALOGUE IC	E
IC303			AN2546FH-AV	ANALOGUE IC	
IC304			MM1234XFBE	ANALOGUE IC	
IC305			NJU7200U30	ANALOGUE IC	
IC306			TC7SH04FU	MOS-IC	
IC361			TC7W00FU	MOS-IC	
IC362			NJW1303V	ANALOGUE IC	
IC363,364			TC7W34FU	MOS-IC	

PARTS LIST

* New parts

Parts without **Parts No.** are not supplied.

Les articles non mentionnés dans le **Parts No.** ne sont pas fournis.

Teile ohne **Parts No.** werden nicht geliefert.

VIDEO CONTROL UNIT (X14-939x-xx)

Ref. No.	Add	New	Parts No.	Description	Destination
IC365			TC7WH123FU	MOS-IC	
IC400		*	LC74735NW9817E	MOS-IC	
IC401		*	MB29LV8T9TN6R2	ROM IC	
IC520		*	29LV160AT17R1	ROM IC	
IC521			K6F1008V2CYF55	SRAM IC	
IC522			TC7SH00FU	MOS-IC	
IC540,541			TC7SHU04FU	MOS-IC	
IC560			MT48LC4M16T75I	DRAM IC	
IC580			TC74VHCT08AFT	MOS-IC	
IC601			ES6218SF	MOS-IC	
IC650		*	MM1567AJBE	ANALOGUE IC	
IC651			UPC2905T	ANALOGUE IC	
IC652			ADV7170KSU	MOS-IC	
IC701			NJM4580V	ANALOGUE IC	
IC702			TA78L05F	ANALOGUE IC	
IC703			AK4382AVT	ANALOGUE IC	
IC750			TC7SHU04FU	MOS-IC	
IC770			M4A3212V18TV1	MOS-IC	
Q100-103			UN5212	DIGITAL TRANSISTOR	
Q104,105			2SD1819A	TRANSISTOR	
Q106			HAT1038R	FET	
Q107			2SC4081	TRANSISTOR	
Q108			DTA124EUA	DIGITAL TRANSISTOR	
Q109,110			HAT1016R	DUAL FET	
Q111			HAT3008R	DUAL FET	
Q112			2SB1184	TRANSISTOR	
Q113			2SA1576A	TRANSISTOR	
Q114			2SC4081	TRANSISTOR	
Q115			2SB1189	TRANSISTOR	
Q116			2SC4081	TRANSISTOR	
Q117			DTC323TU	DIGITAL TRANSISTOR	
Q118			2SB1218A	TRANSISTOR	
Q119			UN5212	DIGITAL TRANSISTOR	
Q120			2SA1576A	TRANSISTOR	
Q121			DTC144EUA	DIGITAL TRANSISTOR	
Q122			2SA1576A	TRANSISTOR	
Q123,124			2SC4081	TRANSISTOR	
Q170-175			DTC144EUA	DIGITAL TRANSISTOR	
Q200			UN5212	DIGITAL TRANSISTOR	
Q201			DTB123YK	DIGITAL TRANSISTOR	
Q202			UN5212	DIGITAL TRANSISTOR	
Q203			DTB123YK	DIGITAL TRANSISTOR	
Q204			UN5212	DIGITAL TRANSISTOR	
Q205			DTB123YK	DIGITAL TRANSISTOR	
Q206			UN5113	DIGITAL TRANSISTOR	
Q207			UN5212	DIGITAL TRANSISTOR	
Q300			2SA1576A	TRANSISTOR	EMC
Q300			2SA1576A	TRANSISTOR	X
Q360			2SC4081	TRANSISTOR	
Q361,362			2SA1576A	TRANSISTOR	
Q400-402			2SA1576A	TRANSISTOR	
Q403			DTC143EUA	DIGITAL TRANSISTOR	ERM
Q403			DTC143EUA	DIGITAL TRANSISTOR	CX
Q650			DTA144EUA	DIGITAL TRANSISTOR	
Q652			DTC144EUA	DIGITAL TRANSISTOR	

Ref. No.	Add	New	Parts No.	Description	Destination
Q701-703			2SC4081	TRANSISTOR	
Q704			DTC114TUA	DIGITAL TRANSISTOR	
Q705-707			DTA114TUA	DIGITAL TRANSISTOR	
ELECTRIC UNIT (X34-316x-xx)					
C1			CK73GB1E473K	CHIP C 0.047UF	K
C2			CD04AS1C100M	ELECTRO 10UF	16WV
C3			C90-5619-05	ELECTRO 220UF	16WV
C4			C90-5572-05	ELECTRO 100UF	10WV
C5		*	C90-5699-05	ELECTRO 0.047F	5.5WV
C6			CK73FB1C105K	CHIP C 1.0UF	K
C7			CD04AY1A221M	ELECTRO 220UF	10WV
C10			CK73FB1A105K	CHIP C 1.0UF	K
C11			CD04AY1A221M	ELECTRO 220UF	10WV
C21,22			CK73GB1H103K	CHIP C 0.010UF	K
C23		*	C90-5612-05	ELECTRO 3900UF	16WV
C24			CK73FB1C105K	CHIP C 1.0UF	K
C25			CK73GB1C104K	CHIP C 0.10UF	K
C26			CK73FB1C105K	CHIP C 1.0UF	K
C27			CD04AS1H3R3M	ELECTRO 3.3UF	50WV
C28,29			CK73GB1H103K	CHIP C 0.010UF	K
C100			CK73GB1H104K	CHIP C 0.10UF	K
C101			CK73GB1H103K	CHIP C 0.010UF	K
C102			CK73GB1H104K	CHIP C 0.10UF	K
C104			CK73GB1H103K	CHIP C 0.010UF	K
C105			CD04AT0J331M	ELECTRO 330UF	6.3WV
C106,107			CC73GCH1H100D	CHIP C 10PF	D
C108-110			CK73GB1H103K	CHIP C 0.010UF	K
C111			CK73GB1A105K	CHIP C 1.0UF	K
C200,201			CC73GCH1H100D	CHIP C 10PF	D
C200,201			CC73GCH1H100D	CHIP C 10PF	D
C202-205			C92-1427-05	ELECTRO 100UF	16WV
C211			CC73GCH1H331J	CHIP C 330PF	J
C211			CC73GCH1H331J	CHIP C 330PF	J
C212			CD04AS1C100M	ELECTRO 10UF	16WV
C212			CD04AS1C100M	ELECTRO 10UF	16WV
C213-216			CK73GB1H103K	CHIP C 0.010UF	K
C217			CD04AS1C100M	ELECTRO 10UF	16WV
C217			CD04AS1C100M	ELECTRO 10UF	16WV
C218			CK73GB1H103K	CHIP C 0.010UF	K
C218		*	CK73GB1H103K	CHIP C 0.010UF	K
C250,251			C94-0026-05	ELECTRO 1UF	50WV
C252			CK73GB1A105K	CHIP C 1.0UF	K
C253			CK73GB1A474K	CHIP C 0.47UF	K
C254-257			C90-5620-05	ELECTRO 0.47UF	50WV
C258		*	CD04BA1C220M	ELECTRO 22UF	16WV
C300			CK73FB1C334K	CHIP C 0.33UF	K
C301			CK73GB1A334K	CHIP C 0.33UF	K
C302			CK73FB1C334K	CHIP C 0.33UF	K
C303			CK73GB1A334K	CHIP C 0.33UF	K
C304			CK73FB1C334K	CHIP C 0.33UF	K
C305			CK73GB1A334K	CHIP C 0.33UF	K
C306			CK73FB1C334K	CHIP C 0.33UF	K
C307			CK73GB1A334K	CHIP C 0.33UF	K
C308,309			CK73GB1C104K	CHIP C 0.10UF	K

K : DDX7015 E : DDX7025 M : DDX7035 X : DDX7045 R : DDX7045 C : DDX7065
(K : North America E : Europe M : Other Areas X : Australia R : Latin America X : China)

△ Indicates safety critical components.

PARTS LIST

* New parts

Parts without **Parts No.** are not supplied.

Les articles non mentionnés dans le **Parts No.** ne sont pas fournis.

Teile ohne **Parts No.** werden nicht geliefert.

ELECTRIC UNIT (X34-316x-xx)

Ref. No.	A d d	N e w	Parts No.	Description	Desti- nation	Ref. No.	A d d	N e w	Parts No.	Description	Desti- nation
C310			CD04AS1C470M	ELECTRO 47UF 16WV		C555			CD04AS1C100M	ELECTRO 10UF 16WV	
C311			CK73GB1C104K	CHIP C 0.10UF K		C556			CK73GB0J225K	CHIP C 2.2UF K	
C312			CD04AS1H010M	ELECTRO 1UF 50WV		C558,559			CK73GB1A105K	CHIP C 1.0UF K	
C313-315			CK73GB1C104K	CHIP C 0.10UF K		C560			CK73GB1H104K	CHIP C 0.10UF K	
C316			CK73GB1H103K	CHIP C 0.010UF K		C561			CK73GB0J225K	CHIP C 2.2UF K	
C317			CC73GCH1H221J	CHIP C 220PF J		C562			CK73GB1H103K	CHIP C 0.010UF K	
C318			CK73GB1A474K	CHIP C 0.47UF K		C566			CK73GB1H103K	CHIP C 0.010UF K	
C319			CK73FB1C105K	CHIP C 1.0UF K		C569			CK73GB1H103K	CHIP C 0.010UF K	
C320			C92-0025-05	CHIP-ELE 3.3UF 50WV		C570			CK73GB1H561K	CHIP C 560PF K	
C321			CD04AS1C470M	ELECTRO 47UF 16WV		C571			CK73GB0J105K	CHIP C 1.0UF K	
C322			CK73GB1H103K	CHIP C 0.010UF K		C572			CK73GB1H561K	CHIP C 560PF K	
C323			C92-0025-05	CHIP-ELE 3.3UF 50WV		C574			CK73GB1H103K	CHIP C 0.010UF K	
C324-331			CK73FB1C105K	CHIP C 1.0UF K		C600-605			CD04AS1C100M	ELECTRO 10UF 16WV	
C332,333			CK73FB1A225K	CHIP C 2.2UF K		C606	*		C90-5569-05	ELECTRO 470UF 6.3WV	
C334			C92-1409-05	ELECTRO 2.2UF 50WV		C607			CD04AS1C100M	ELECTRO 10UF 16WV	
C335,336			CK73FB1C105K	CHIP C 1.0UF K		C609,610			CK73GB1H222K	CHIP C 2200PF K	
C339,340			CK73FB1C105K	CHIP C 1.0UF K		C611			CD04AS1C100M	ELECTRO 10UF 16WV	
C343-346			CK73FB1C105K	CHIP C 1.0UF K		C612	*		CD04AS1H4R7M	ELECTRO 4.7UF 50WV	
C350,351		*	CD04AS1H4R7M	ELECTRO 4.7UF 50WV		C613			CK73GB1H103K	CHIP C 0.010UF K	
C352			CD04AS0J101M	ELECTRO 100UF 6.3WV		C614	*		CD04AS1H4R7M	ELECTRO 4.7UF 50WV	
C353			CK73GB1H103K	CHIP C 0.010UF K		C615			CD04AS1C220M	ELECTRO 22UF 16WV	
C354			CD04AS1C220M	ELECTRO 22UF 16WV		C616			CD04AS1A470M	ELECTRO 47UF 10WV	
C355			CD04AS1C100M	ELECTRO 10UF 16WV		C622			CD04AS1C100M	ELECTRO 10UF 16WV	
C400			CD04AS0J470M	ELECTRO 47UF 6.3WV		C627			CK73GB1H102K	CHIP C 1000PF K	
C401,402			CD04AS1H2R2M	ELECTRO 2.2UF 50WV		C629			CK73GB1H102K	CHIP C 1000PF K	
C450,451			C92-0687-05	ELECTRO 2.2UF 50WV		C631			CK73GB1H102K	CHIP C 1000PF K	
C452			C92-0674-05	ELECTRO 47UF 16WV		C633-635			CK73GB1H102K	CHIP C 1000PF K	
C453			CD04AS1C100M	ELECTRO 10UF 16WV		C643,644			CK73GB1H103K	CHIP C 0.010UF K	
C454			C92-1429-05	ELECTRO 220UF 6.3WV		C700			CD04BA1E4R7M	ELECTRO 4.7UF 25WV	
C455			CK73GB1C104K	CHIP C 0.10UF K		C701			CK73GB1H103K	CHIP C 0.010UF K	
C456			C92-1429-05	ELECTRO 220UF 6.3WV		C702			CD04BA1E4R7M	ELECTRO 4.7UF 25WV	
C457			CK73GB1C104K	CHIP C 0.10UF K		C703-706			C92-0671-05	ELECTRO 10UF 16WV	
C458			CK73GB1H103K	CHIP C 0.010UF K		C707			CK73GB1H103K	CHIP C 0.010UF K	
C459			C92-1429-05	ELECTRO 220UF 6.3WV		C708			CD04AS1C100M	ELECTRO 10UF 16WV	
C460			CK73GB1C104K	CHIP C 0.10UF K		C709,710			C92-1427-05	ELECTRO 100UF 16WV	
C461			C92-1428-05	ELECTRO 330UF 6.3WV		C711,712			CK73GB1C104K	CHIP C 0.10UF K	
C462			CK73GB1C104K	CHIP C 0.10UF K		C714			CK73GB1H103K	CHIP C 0.010UF K	
C463			CK73GB1H103K	CHIP C 0.010UF K		C715			CK73GB1H104K	CHIP C 0.10UF K	
C464,465			CK73GB1C104K	CHIP C 0.10UF K		C716			CC73GCH1H150J	CHIP C 15PF J	
C466			CK73GB1H103K	CHIP C 0.010UF K	E	C717-719			CK73GB1H103K	CHIP C 0.010UF K	
C500		*	CD04AS1H4R7M	ELECTRO 4.7UF 50WV		C723,724			CK73GB1H102K	CHIP C 1000PF K	
C501			CD04AS0J470M	ELECTRO 47UF 6.3WV		C770			CK73GB1H103K	CHIP C 0.010UF K	
C502		*	CD04AS1H4R7M	ELECTRO 4.7UF 50WV		C771			CD04AS1C100M	ELECTRO 10UF 16WV	
C503			CK73GB1H103K	CHIP C 0.010UF K		C902			CK73GB1E223K	CHIP C 0.022UF K	EM
C504			CD04AS1C220M	ELECTRO 22UF 16WV		C904			CC73GCH1H060D	CHIP C 6.0PF D	EM
C505			CD04AS1C100M	ELECTRO 10UF 16WV		C905			CK73GB1H222K	CHIP C 2200PF K	EM
C506-508			CK73GB1C104K	CHIP C 0.10UF K	E	C906			CK73GB1H102K	CHIP C 1000PF K	EM
C509			CD04AS0J470M	ELECTRO 47UF 6.3WV	E	C907			CC73GCH1H820J	CHIP C 82PF J	EM
C510			CK73GB1H103K	CHIP C 0.010UF K	E	C908			CK73GB1H152K	CHIP C 1500PF K	EM
C511-513			CK73GB1C104K	CHIP C 0.10UF K	E	C909			CK73GB1H682K	CHIP C 6800PF K	EM
C550			CK73GB1H103K	CHIP C 0.010UF K		C910			CC73GCH1H471J	CHIP C 470PF J	EM
C551			CK73GB1A105K	CHIP C 1.0UF K		C911			CC73GCH1H121J	CHIP C 120PF J	EM
C552			CK73GB1H103K	CHIP C 0.010UF K		C912			CC73GCH1H102J	CHIP C 1000PF J	EM
C553			CD04AS0J470M	ELECTRO 47UF 6.3WV		C913			CK73GB1H221K	CHIP C 220PF K	EM
C554			CK73GB0J225K	CHIP C 2.2UF K		C914			CC73GCH1H180J	CHIP C 18PF J	EM

K : DDX7015 E : DDX7025 M : DDX7035 X : DDX7045 R : DDX7045 C : DDX7065
(K : North America E : Europe M : Other Areas X : Australia R : Latin America X : China)

△ Indicates safety critical components.

PARTS LIST

* New parts

Parts without **Parts No.** are not supplied.

Les articles non mentionnés dans le **Parts No.** ne sont pas fournis.

Teile ohne **Parts No.** werden nicht geliefert.

ELECTRIC UNIT (X34-316x-xx)

Ref. No.	Add	New	Parts No.	Description	Destination	Ref. No.	Add	New	Parts No.	Description	Destination
C915			CC73GCH1H102J	CHIP C 1000PF J	EM	R31			RK73EB2E103J	CHIP R 10K J 1/4W	
C916			CK73GB1H221K	CHIP C 220PF K	EM	R32			RK73EB2E472J	CHIP R 4.7K J 1/4W	
C954			CK73GB1H103K	CHIP C 0.010UF K		R33			RK73GB2A104J	CHIP R 100K J 1/10W	
C960			CK73GB1H103K	CHIP C 0.010UF K		R34,35			R92-0365-05	CHIP R 1.0K J 1/2W	
						R36			RK73GB2A223J	CHIP R 22K J 1/10W	
CN1		*	E41-0959-05	PIN ASSY		R37,38			RK73FB2B472J	CHIP R 4.7K J 1/8W	
CN3		*	E41-0959-05	PIN ASSY		R39			R92-0366-05	CHIP R 560 J 1W	KRM
CN4,5			E40-9423-05	SOCKET FOR PIN ASSY		R39			R92-0366-05	CHIP R 560 J 1W	CX
CN7		*	E41-0422-05	FLAT CABLE CONNECTOR		R40			RK73GB2A223J	CHIP R 22K J 1/10W	KRM
CN8		*	E41-2114-05	FLAT CABLE CONNECTOR		R40			RK73GB2A223J	CHIP R 22K J 1/10W	CX
CN9		*	E41-0422-05	FLAT CABLE CONNECTOR		R41			RK73GB2A103J	CHIP R 10K J 1/10W	
CN10		*	E41-2114-05	FLAT CABLE CONNECTOR		R42			RK73GB2A223J	CHIP R 22K J 1/10W	
CN100			E40-9409-05	PIN ASSY		R43			RK73GB2A104J	CHIP R 100K J 1/10W	
CN200,201			E40-9421-05	PIN ASSY		R44			RK73GB2A223J	CHIP R 22K J 1/10W	
CN350		*	E41-0938-05	PIN ASSY		R45			RK73FB2B561J	CHIP R 560 J 1/8W	
CN450		*	E41-2074-05	PIN ASSY		R46			RK73GB2A473J	CHIP R 47K J 1/10W	
CN600		*	E41-0935-05	PIN ASSY		R47			RK73GB2A102J	CHIP R 1.0K J 1/10W	
CN601		*	E41-0934-05	PIN ASSY		R50			RK73GB2A104J	CHIP R 100K J 1/10W	
CN700		*	E41-2077-05	PIN ASSY		R100			RK73GB2A104J	CHIP R 100K J 1/10W	
△ J1			E58-0863-15	RECTANGULAR RECEPTACLE		R101,102			RK73GB2A103J	CHIP R 10K J 1/10W	
J400			E56-0843-05	CYLINDRICAL RECEPTACLE		R104-106			RK73GB2A104J	CHIP R 100K J 1/10W	
J450			E58-0899-05	RECTANGULAR RECEPTACLE		R107-109			RK73GB2A101J	CHIP R 100 J 1/10W	
J500			E58-0900-05	RECTANGULAR RECEPTACLE		R110			RK73GB2A104J	CHIP R 100K J 1/10W	
J700			E58-0886-05	RECTANGULAR RECEPTACLE		R112,113			RK73GB2A101J	CHIP R 100 J 1/10W	
J701		*	E56-0854-05	CYLINDRICAL RECEPTACLE		R114		*	RK73GB2A510J	CHIP R 51 J 1/10W	
W200		*	E30-6344-25	CORD WITH PLUG (ANT)		R115,116			RK73GB2A104J	CHIP R 100K J 1/10W	
L2			L33-1102-05	CHOKE COIL		R117			RK73GB2A101J	CHIP R 100 J 1/10W	
L100		*	L41-1005-33	SMALL FIXED INDUCTOR		R118			RK73GB2A472J	CHIP R 4.7K J 1/10W	
L101			L92-0330-05	CHIP FERRITE		R119			RK73GB2A101J	CHIP R 100 J 1/10W	
L200-203			L41-4795-33	SMALL FIXED INDUCTOR		R120			RK73GB2A472J	CHIP R 4.7K J 1/10W	
L204			L33-1123-05	LINE FILTER COIL		R121,122			RK73GB2A102J	CHIP R 1.0K J 1/10W	
L205			L41-4795-33	SMALL FIXED INDUCTOR	EKR	R123			RK73GB2A473J	CHIP R 47K J 1/10W	
L205			L41-4795-33	SMALL FIXED INDUCTOR	M	R124			RK73GB2A102J	CHIP R 1.0K J 1/10W	
L300			L41-4795-33	SMALL FIXED INDUCTOR		R125			RK73GB2A223J	CHIP R 22K J 1/10W	
L500		*	L41-1005-33	SMALL FIXED INDUCTOR	E	R126			RK73GB2A102J	CHIP R 1.0K J 1/10W	
L551		*	L41-1005-33	SMALL FIXED INDUCTOR		R127			RK73GB2A103J	CHIP R 10K J 1/10W	
L700		*	L41-1005-33	SMALL FIXED INDUCTOR		R128			RK73GB2A101J	CHIP R 100 J 1/10W	
X100		*	L77-2871-05	CRYSTAL RESONATOR (18.874MHZ)		R129			RK73GB2A103J	CHIP R 10K J 1/10W	
X200			L77-2002-05	CRYSTAL RESONATOR	EKR	R130			RK73GB2A101J	CHIP R 100 J 1/10W	
X200			L77-2002-05	CRYSTAL RESONATOR	M	R131			RK73GB2A103J	CHIP R 10K J 1/10W	
M	2C		N86-2606-48	BINDING HEAD TAPTITE SCREW		R132			RK73GB2A101J	CHIP R 100 J 1/10W	
R1			RK73GB2A101J	CHIP R 100 J 1/10W		R133			RK73GB2A222J	CHIP R 2.2K J 1/10W	
R2			RK73GB2A223J	CHIP R 22K J 1/10W		R134,135			RK73GB2A104J	CHIP R 100K J 1/10W	
R3			RK73GB2A222J	CHIP R 2.2K J 1/10W		R136			RK73GB2A101J	CHIP R 100 J 1/10W	
R4			RK73GB2A223J	CHIP R 22K J 1/10W		R137-143			RK73GB2A104J	CHIP R 100K J 1/10W	
R5			RK73FB2B221J	CHIP R 220 J 1/8W		R144			RK73GB2A223J	CHIP R 22K J 1/10W	
R6			RK73GB2A153J	CHIP R 15K J 1/10W		R145,146			RK73GB2A104J	CHIP R 100K J 1/10W	
R7			RN73GH1J243D	CHIP R 24K D 1/16W		R147			RK73GB2A101J	CHIP R 100 J 1/10W	
R8		*	RN73GH1J432D	CHIP R 4.3K D 1/16W		R148			RK73GB2A103J	CHIP R 10K J 1/10W	
R15			RK73FB2B221J	CHIP R 220 J 1/8W		R150			RK73GB2A104J	CHIP R 100K J 1/10W	
R16			RK73GB2A153J	CHIP R 15K J 1/10W		R155			RK73GB2A103J	CHIP R 10K J 1/10W	RCX
R17			RN73GH1J153D	CHIP R 15K D 1/16W		R156,157			RK73GB2A103J	CHIP R 10K J 1/10W	EKM
R18			RN73GH1J512D	CHIP R 5.1K D 1/16W		R157			RK73GB2A103J	CHIP R 10K J 1/10W	RCX
R30			RK73EB2E102J	CHIP R 1.0K J 1/4W		R159			RK73GB2A103J	CHIP R 10K J 1/10W	ERM
						R160,161			RK73GB2A103J	CHIP R 10K J 1/10W	KCX

K: DDX7015 E: DDX7025 M: DDX7035 X: DDX7045 R: DDX7045 C: DDX7065
(K: North America E: Europe M: Other Areas X: Australia R: Latin America X: China)

△ Indicates safety critical components.

PARTS LIST

* New parts

Parts without **Parts No.** are not supplied.

Les articles non mentionnés dans le **Parts No.** ne sont pas fournis.

Teile ohne **Parts No.** werden nicht geliefert.

ELECTRIC UNIT (X34-316x-xx)

Ref. No.	A d d	N e w	Parts No.	Description	Desti- nation	Ref. No.	A d d	N e w	Parts No.	Description	Desti- nation
R161			RK73GB2A103J	CHIP R 10K J 1/10W	ERM	R510-513			RK73GB2A750J	CHIP R 75 J 1/10W	
R163			RK73GB2A103J	CHIP R 10K J 1/10W	KRM	R514			RK73GB2A472J	CHIP R 4.7K J 1/10W	
R163			RK73GB2A103J	CHIP R 10K J 1/10W	X	R550-553			RK73GB2A103J	CHIP R 10K J 1/10W	
R164			RK73GB2A103J	CHIP R 10K J 1/10W	EC	R562			RK73GB2A561J	CHIP R 560 J 1/10W	
R170-175			RK73GB2A101J	CHIP R 100 J 1/10W		R563			RK73GB2A334J	CHIP R 330K J 1/10W	
R177			RK73GB2A223J	CHIP R 22K J 1/10W		R564			RK73GB2A103J	CHIP R 10K J 1/10W	
R178			RK73GB2A102J	CHIP R 1.0K J 1/10W		R600			RK73FB2B361J	CHIP R 360 J 1/8W	
R200			RK73GB2A223J	CHIP R 22K J 1/10W		R601,602			RK73GB2A223J	CHIP R 22K J 1/10W	
R201			RK73GB2A222J	CHIP R 2.2K J 1/10W	EKR	R603,604			RK73FB2B361J	CHIP R 360 J 1/8W	
R201			RK73GB2A222J	CHIP R 2.2K J 1/10W	M	R605,606			RK73GB2A223J	CHIP R 22K J 1/10W	
R202,203			RK73GB2A102J	CHIP R 1.0K J 1/10W		R607,608			RK73FB2B361J	CHIP R 360 J 1/8W	
R204,205			RK73GB2A222J	CHIP R 2.2K J 1/10W	EKR	R609,610			RK73GB2A223J	CHIP R 22K J 1/10W	
R204,205			RK73GB2A222J	CHIP R 2.2K J 1/10W	M	R611			RK73FB2B361J	CHIP R 360 J 1/8W	
R254			RK73GB2A473J	CHIP R 47K J 1/10W		R612			RK73EB2E430J	CHIP R 43 J 1/4W	
R255			RK73GB2A331J	CHIP R 330 J 1/10W		R613-615			RK73FB2B181J	CHIP R 180 J 1/8W	
R256			RK73GB2A154J	CHIP R 150K J 1/10W		R616			RK73GB2A361J	CHIP R 360 J 1/10W	
R257			RK73GB2A682J	CHIP R 6.8K J 1/10W		R617			RK73GB2A101J	CHIP R 100 J 1/10W	
R258			RK73GB2A100J	CHIP R 10 J 1/10W		R618,619			RK73GB2A223J	CHIP R 22K J 1/10W	
R259			RK73GB2A362J	CHIP R 3.6K J 1/10W		R620			RK73GB2A101J	CHIP R 100 J 1/10W	
R300,301			RK73GB2A472J	CHIP R 4.7K J 1/10W		R621			RK73GB2A361J	CHIP R 360 J 1/10W	
R302			RK73GB2A473J	CHIP R 47K J 1/10W		R622			RK73GB2A750J	CHIP R 75 J 1/10W	
R303			RK73GB2A272J	CHIP R 2.7K J 1/10W		R623,624			RK73EB2E100J	CHIP R 10 J 1/4W	
R304			RK73GB2A103J	CHIP R 10K J 1/10W		R625			RK73EB2E4R7J	CHIP R 4.7 J 1/4W	
R305			RK73GB2A222J	CHIP R 2.2K J 1/10W	CX	R626-628			RK73FB2B181J	CHIP R 180 J 1/8W	
R305,306			RK73GB2A222J	CHIP R 2.2K J 1/10W	EKR	R629			RK73GB2A472J	CHIP R 4.7K J 1/10W	
R305,306			RK73GB2A222J	CHIP R 2.2K J 1/10W	M	R700			RK73EB2E181J	CHIP R 180 J 1/4W	
R350			RK73GB2A472J	CHIP R 4.7K J 1/10W		R701			RK73FB2B223J	CHIP R 22K J 1/8W	
R359,360			RK73EB2E100J	CHIP R 10 J 1/4W		R702			RK73EB2E181J	CHIP R 180 J 1/4W	
R361			RK73EB2E4R7J	CHIP R 4.7 J 1/4W		R703-706			RK73EB2E100J	CHIP R 10 J 1/4W	
R362			RK73EB2E472J	CHIP R 4.7K J 1/4W		R707			RK73EB2E102J	CHIP R 1.0K J 1/4W	
R363			RK73EB2E101J	CHIP R 100 J 1/4W		R709-711			RK73EB2E101J	CHIP R 100 J 1/4W	
R364-367			RK73EB2E472J	CHIP R 4.7K J 1/4W		R713			RK73GB2A103J	CHIP R 10K J 1/10W	
R368,369			RK73EB2E101J	CHIP R 100 J 1/4W		R714			RN73GH1J473D	CHIP R 47K D 1/16W	
R400			RK73EB2E102J	CHIP R 1.0K J 1/4W		R715,716			RN73GH1J472D	CHIP R 4.7K D 1/16W	
R401-404			RK73GB2A750J	CHIP R 75 J 1/10W		R717,718			RN73GH1J473D	CHIP R 47K D 1/16W	
R405,406			RK73EB2E102J	CHIP R 1.0K J 1/4W		R719,720			RN73GH1J472D	CHIP R 4.7K D 1/16W	
R407			RK73EB2E4R7J	CHIP R 4.7 J 1/4W		R721			RN73GH1J473D	CHIP R 47K D 1/16W	
R408,409			RK73EB2E100J	CHIP R 10 J 1/4W		R722-725			RN73GH1J472D	CHIP R 4.7K D 1/16W	
R450			RK73GB2A473J	CHIP R 47K J 1/10W	E	R726			RK73GB2A102J	CHIP R 1.0K J 1/10W	
R452,453			RK73GB2A120J	CHIP R 12 J 1/10W		R727			RN73GH1J682D	CHIP R 6.8K D 1/16W	
R454			RK73GB2A4R7J	CHIP R 4.7 J 1/10W		R728			RK73GB2A102J	CHIP R 1.0K J 1/10W	
R455			RK73GB2A750J	CHIP R 75 J 1/10W		R730			RN73GH1J103D	CHIP R 10K D 1/16W	
R456,457			RK73EB2E750J	CHIP R 75 J 1/4W		R731-738			RN73GH1J472D	CHIP R 4.7K D 1/16W	
R460			RK73EB2E750J	CHIP R 75 J 1/4W		R739-742			RK73GB2A103J	CHIP R 10K J 1/10W	
R466			RK73EB2E750J	CHIP R 75 J 1/4W		R743			RK73GB2A473J	CHIP R 47K J 1/10W	
R467-469			RK73EB2E102J	CHIP R 1.0K J 1/4W	E	R744,745			RK73EB2E4R7J	CHIP R 4.7 J 1/4W	
R467,468			RK73EB2E102J	CHIP R 1.0K J 1/4W	KRM	R746			RK73GB2A220J	CHIP R 22 J 1/10W	
R467,468			RK73EB2E102J	CHIP R 1.0K J 1/4W	CX	R747			RK73GB2A101J	CHIP R 100 J 1/10W	
R470,471			RK73GB2A103J	CHIP R 10K J 1/10W		R748			RK73GB2A220J	CHIP R 22 J 1/10W	
R500			RK73EB2E100J	CHIP R 10 J 1/4W		R749			RK73EB2E391J	CHIP R 390 J 1/4W	
R501			RK73EB2E4R7J	CHIP R 4.7 J 1/4W		R750			RK73GB2A152J	CHIP R 1.5K J 1/10W	
R502			RK73EB2E100J	CHIP R 10 J 1/4W		R751			RK73GB2A102J	CHIP R 1.0K J 1/10W	
R503,504			RK73EB2E102J	CHIP R 1.0K J 1/4W		R752			RK73EB2E100J	CHIP R 10 J 1/4W	
R505-507			RK73EB2E101J	CHIP R 100 J 1/4W		R753			RK73GB2A361J	CHIP R 360 J 1/10W	
R508,509			RK73EB2E102J	CHIP R 1.0K J 1/4W		R754,755			RK73FB2B223J	CHIP R 22K J 1/8W	

K : DDX7015 E : DDX7025 M : DDX7035 X : DDX7045 R : DDX7045 C : DDX7065
(K : North America E : Europe M : Other Areas X : Australia R : Latin America X : China)

△ Indicates safety critical components.

PARTS LIST

* New parts

Parts without **Parts No.** are not supplied.

Les articles non mentionnés dans le **Parts No.** ne sont pas fournis.

Teile ohne **Parts No.** werden nicht geliefert.

ELECTRIC UNIT (X34-316x-xx)

Ref. No.	Add	New	Parts No.	Description	Destination	Ref. No.	Add	New	Parts No.	Description	Destination
R756			RK73GB2A361J	CHIP R 360 J 1/10W		D453-456			DA204U	DIODE	
R770			RK73GB2A432J	CHIP R 4.3K J 1/10W		D457			MA3062WA	ZENER DIODE	
R904			RK73GB2A823J	CHIP R 82K J 1/10W	EM	D462			DAN202U	DIODE	
R905,906			RK73GB2A103J	CHIP R 10K J 1/10W	EM	D500,501			MA8062-M	ZENER DIODE	
R907			RK73GB2A104J	CHIP R 100K J 1/10W	EM	D502			RD6.8MW	ZENER DIODE	
R908			RK73GB2A103J	CHIP R 10K J 1/10W	EM	D503-505			MA3062WA	ZENER DIODE	
R909			RK73GB2A153J	CHIP R 15K J 1/10W	EM	D506			DA204U	DIODE	KRM
R910			RK73GB2A103J	CHIP R 10K J 1/10W	EM	D506			DA204U	DIODE	CX
R911			RK73GB2A562J	CHIP R 5.6K J 1/10W	EM	D506-511			DA204U	DIODE	E
R912,913			RK73GB2A103J	CHIP R 10K J 1/10W	EM	D508			DA204U	DIODE	KRM
R914			RK73GB2A333J	CHIP R 33K J 1/10W	EM	D508			DA204U	DIODE	CX
R915			RK73GB2A103J	CHIP R 10K J 1/10W	EM	D510			DA204U	DIODE	KRM
R916			RK73GB2A272J	CHIP R 2.7K J 1/10W	EM	D510			DA204U	DIODE	CX
R917			RK73GB2A222J	CHIP R 2.2K J 1/10W	EM	D550-557			DA204U	DIODE	
R918-921			RK73GB2A472J	CHIP R 4.7K J 1/10W		D602,603			DAP202U	DIODE	
W1			R92-2053-05	CHIP R 0 J 1/8W		D604			MA3062WA	ZENER DIODE	
W33			R92-1252-05	CHIP R 0 OHM J 1/16W	E	D605			DAP202U	DIODE	
W102-107			R92-1252-05	CHIP R 0 OHM J 1/16W		D606			RD6.8MW	ZENER DIODE	
W110			R92-1252-05	CHIP R 0 OHM J 1/16W		D607			MA8062-M	ZENER DIODE	
W251			R92-2053-05	CHIP R 0 J 1/8W		D610-612			DAP202U	DIODE	
W252			R92-1252-05	CHIP R 0 OHM J 1/16W		D700,701			RD6.8MW	ZENER DIODE	
W450			R92-1252-05	CHIP R 0 OHM J 1/16W	KRM	D702-704			MA3062WA	ZENER DIODE	
W450			R92-1252-05	CHIP R 0 OHM J 1/16W	CX	D705			MA8062-M	ZENER DIODE	
W454			R92-1252-05	CHIP R 0 OHM J 1/16W		D706			MA8068-M	ZENER DIODE	
W500-505			R92-1252-05	CHIP R 0 OHM J 1/16W	KRM	D707			RD6.8MW	ZENER DIODE	
W500-505			R92-1252-05	CHIP R 0 OHM J 1/16W	CX	D708			DAP202U	DIODE	
W900			R92-1252-05	CHIP R 0 OHM J 1/16W	EM	D709		*	AVRM1608270MAA	VARIABLE RESISTOR	
D1			MA8056-M	ZENER DIODE		D710			DA204U	DIODE	
D5			RM10ZLF	DIODE		D711			MA8068-M	ZENER DIODE	
D6			1SR154-400	DIODE	E	D712			DAP202U	DIODE	
D6,7			1SR154-400	DIODE	KRM	D901			DAN202U	DIODE	EM
D6,7			1SR154-400	DIODE	CX	IC1			M5237ML	ANALOGUE IC	
D8			DAP202U	DIODE		IC3			M5237ML	ANALOGUE IC	
D9,10			1SR154-400	DIODE		IC100		*	HD74HC02FP-E	MOS-IC	
D11			MA8068-M	ZENER DIODE		IC101			S-80842CNNB	MOS-IC	
D12			MA8056-M	ZENER DIODE		IC103		*	703069YGJ-104	MICROCONTROLLER IC	
D13			MA8047-M	ZENER DIODE		IC200			TDA7479D	ANALOGUE IC	EKR
D200			IMSA-6801	SURGE ABSORBER		IC200			TDA7479D	ANALOGUE IC	M
D250			DAP202U	DIODE		IC250			TB2903H	ANALOGUE IC	
D350			RD6.8MW	ZENER DIODE		IC300			TDA7401	ANALOGUE IC	
D351			MA8062-M	ZENER DIODE		IC301			E-TDA7414	ANALOGUE IC	
D352-355			MA3062WA	ZENER DIODE		IC350			BA3121F	ANALOGUE IC	
D400			MA8062-M	ZENER DIODE		IC400			TC7SH08FU	MOS-IC	
D401			MA3062WA	ZENER DIODE		IC450,451			NJM2267V	ANALOGUE IC	
D402			MA8062-M	ZENER DIODE		IC452			TC7SH14FU	MOS-IC	
D403			RD6.8MW	ZENER DIODE		IC453			TC7SH08FU	MOS-IC	E
D404,405			DA204U	DIODE		IC500			BA3121F	ANALOGUE IC	
D406-408			MA3062WA	ZENER DIODE	KRM	IC501			MM1234XFBE	ANALOGUE IC	E
D406-408			MA3062WA	ZENER DIODE	CX	IC550		*	TC4052BFT	MOS-IC	
D406-413			MA3062WA	ZENER DIODE	E	IC551		*	MM1503	ANALOGUE IC	
D412,413			MA3062WA	ZENER DIODE	KRM	IC552			MM1108XFFE	ANALOGUE IC	
D412,413			MA3062WA	ZENER DIODE	CX	IC553			BA7652AF	ANALOGUE IC	
D451			MA8062-M	ZENER DIODE		IC554		*	TC4052BFT	MOS-IC	
D452			RD6.8MW	ZENER DIODE		IC555			BA7612F	ANALOGUE IC	
						IC600			BA3121F	ANALOGUE IC	

K: DDX7015 E: DDX7025 M: DDX7035 X: DDX7045 R: DDX7045 C: DDX7065
(K: North America E: Europe M: Other Areas X: Australia R: Latin America X: China)

△ Indicates safety critical components.

PARTS LIST

* New parts

Parts without **Parts No.** are not supplied.

Les articles non mentionnés dans le **Parts No.** ne sont pas fournis.

Teile ohne **Parts No.** werden nicht geliefert.

ELECTRIC UNIT (X34-316x-xx)

Ref. No.	A d d	N e w	Parts No.	Description	Desti- nation
IC700,701 IC702-704 IC705 IC900 Q1			BA3129F NJM4565M-TE2 HA12187FP NJM4565M-TE2 2SC4081	ANALOGUE IC ANALOGUE IC ANALOGUE IC ANALOGUE IC TRANSISTOR	EM
Q2 Q3 Q4,5 Q6 Q8			2SB1443 2SA1576A UMC2N 2SB1565 UMC2N	TRANSISTOR TRANSISTOR TRANSISTOR TRANSISTOR TRANSISTOR	
Q9 Q10 Q19 Q20,21 Q20,21			DTC114EUA 2SB1565 DTC124EUA DTC114YUA DTC114YUA	DIGITAL TRANSISTOR TRANSISTOR DIGITAL TRANSISTOR DIGITAL TRANSISTOR DIGITAL TRANSISTOR	KRM CX
Q21 Q22 Q23,24 Q23,24 Q24			DTC114YUA DTA114EUA 2SB1188(Q,R) 2SB1188(Q,R) 2SB1188(Q,R)	DIGITAL TRANSISTOR DIGITAL TRANSISTOR TRANSISTOR TRANSISTOR TRANSISTOR	E KRM CX E
Q25 Q26 Q27 Q100 Q200			2SA1576A 2SC4081 DTA123JK DTA124EUA DTC124EUA	TRANSISTOR TRANSISTOR DIGITAL TRANSISTOR DIGITAL TRANSISTOR DIGITAL TRANSISTOR	
Q201 Q300 Q300 Q301 Q460			2SB1188(Q,R) 2SD1819A 2SD1819A DTC124EUA DTA124EUA	TRANSISTOR TRANSISTOR TRANSISTOR DIGITAL TRANSISTOR DIGITAL TRANSISTOR	EKR M
Q551-554 Q600-602 Q603 Q604-606 Q607			DTC124EUA DTC143TUA 2SA1576A DTC143TUA 2SA1576A	DIGITAL TRANSISTOR DIGITAL TRANSISTOR TRANSISTOR DIGITAL TRANSISTOR TRANSISTOR	
Q608 Q609 Q610 Q700 Q702			DTC143TUA DTA124EUA DTC143TUA DTC144EUA DTA124EUA	DIGITAL TRANSISTOR DIGITAL TRANSISTOR DIGITAL TRANSISTOR DIGITAL TRANSISTOR DIGITAL TRANSISTOR	
Q703 Q704 Q705 Q706 Q707			DTC323TU UMA2N 2SC3437 DTC323TU DTA124EUA	DIGITAL TRANSISTOR TRANSISTOR TRANSISTOR DIGITAL TRANSISTOR DIGITAL TRANSISTOR	
Q712 Q713 Q904 Q905 Q906			DTC144EUA DTA124EUA 2SC4081 DTC114EUA DTA124EUA	DIGITAL TRANSISTOR DIGITAL TRANSISTOR TRANSISTOR DIGITAL TRANSISTOR DIGITAL TRANSISTOR	EM EM EM
TH250		*	PT722A70C	POSITIVE RESISTOR	
A1 A1 A1		*	W02-3463-05 W02-3463-05 W02-3464-05	FM/AM FRONT-END FM/AM FRONT-END FM/AM FRONT-END	KRC X EM

Ref. No.	A d d	N e w	Parts No.	Description	Desti- nation
VIDEO UNIT (X35-4332-70)					
D508 D666 D667-677 D680 D701			B30-1566-05 B30-1564-05 B30-1605-05 B30-1605-05 B30-1547-05	LED (1608,RED) LED (1608,BLUE) LED (2COLOR PG/RED) LED (2COLOR PG/RED) LED	
D702 D703 D704			B30-1566-05 B30-1547-05 B30-1566-05	LED (1608,RED) LED LED (1608,RED)	
C1 C3 C4 C5 C6		*	C92-1857-05 C93-1283-05 C92-1857-05 C93-1363-05 C93-1361-05	ELECTRO 33UF 10WV CHIP C 1.0UF K ELECTRO 33UF 10WV CHIP C 10PF J CHIP C 0.012UF J	
C7 C8 C9 C10 C11			CK73GB1E473K C93-1269-05 CK73GB0J225K CK73GB1H103K CK73GB0J225K	CHIP C 0.047UF K CHIP C 220PF J CHIP C 2.2UF K CHIP C 0.010UF K CHIP C 2.2UF K	
C12 C13 C14 C15 C16			CK73GB1H103K CK73GB1A474K CK73GB1H103K CK73GB1E473K CK73GB1E183K	CHIP C 0.010UF K CHIP C 0.47UF K CHIP C 0.010UF K CHIP C 0.047UF K CHIP C 0.018UF K	
C17 C18 C21 C22 C24		*	CK73GB1H103K C93-1283-05 CK73GB0J225K CK73GB1H152K CK73GB1H103K	CHIP C 0.010UF K CHIP C 1.0UF K CHIP C 2.2UF K CHIP C 1500PF K CHIP C 0.010UF K	
C26 C27 C102 C103 C105		*	CK73GB1H103K C93-1283-05 CK73DF1C106Z CK73GB1H103K CE32AU1C220M	CHIP C 0.010UF K CHIP C 1.0UF K CHIP C 10UF Z CHIP C 0.010UF K CHIP EL 22UF 16WV	
C106 C108 C109 C110 C112		*	CK73GB1H103K CE32AU1C220M CK73FB1C105K CK73GB1H103K CK73FB1E154K	CHIP C 0.010UF K CHIP EL 22UF 16WV CHIP C 1.0UF K CHIP C 0.010UF K CHIP C 0.15UF K	
C113 C114 C115 C116 C118			CK73EB1C225K CK73FB1C224K CK73GB1H104K C92-1685-05 CK73GB1H103K	CHIP C 2.2UF K CHIP C 0.22UF K CHIP C 0.10UF K ELECTRO 47UF 6.3WV CHIP C 0.010UF K	
C119 C211 C230 C231,232 C233			CC73GCH1H151J CK73EB1A475K CK73GB1H103K CK73DF1E106Z CK73GB1H103K	CHIP C 150PF J CHIP C 4.7UF K CHIP C 0.010UF K CHIP C 10UF Z CHIP C 0.010UF K	
C234 C301,302 C303 C304 C307			CC73GCH1H560J CK73DF1E106Z CK73GB1H103K CK73GB1H104K CK73EB0J106K	CHIP C 56PF J CHIP C 10UF Z CHIP C 0.010UF K CHIP C 0.10UF K CHIP C 10UF K	

PARTS LIST

* New parts

Parts without **Parts No.** are not supplied.

Les articles non mentionnés dans le **Parts No.** ne sont pas fournis.

Teile ohne **Parts No.** werden nicht geliefert.

VIDEO UNIT (X35-4332-70)

Ref. No.	A d d	N e w	Parts No.	Description	Desti- nation	Ref. No.	A d d	N e w	Parts No.	Description	Desti- nation
C308			CK73GB1H103K	CHIP C 0.010UF K		R1			RK73GB2A512J	CHIP R 5.1K J 1/10W	
C309			CC73GCH1H100D	CHIP C 10PF D		R3			RK73GB2A220J	CHIP R 22 J 1/10W	
C310			CK73GB1H561K	CHIP C 560PF K		R4			RN73GH1J153D	CHIP R 15K D 1/16W	
C311-314			CK73GB1H103K	CHIP C 0.010UF K		R5			RK73GB2A153J	CHIP R 15K J 1/10W	
C315,316			CK73GB1H104K	CHIP C 0.10UF K		R6			RN73GH1J5902D	CHIP R 59.0K D 1/16W	
C317			CK73GB1H103K	CHIP C 0.010UF K		R7			RK73GB2A220J	CHIP R 22 J 1/10W	
C318,319			CK73GB1H104K	CHIP C 0.10UF K		R8			RK73GB2A512J	CHIP R 5.1K J 1/10W	
C320			CC73GCH1H560J	CHIP C 56PF J		R9	*		RK73GH2A304D	CHIP R 300K D 1/10W	
C322			CC73GCH1E102J	CHIP C 1000PF J		R10			RK73GB2A331J	CHIP R 330 J 1/10W	
C323			CC73GCH1H101J	CHIP C 100PF J		R11			RK73GB2A220J	CHIP R 22 J 1/10W	
C324,325			CK73GB1H103K	CHIP C 0.010UF K		R12			RK73GB2A105J	CHIP R 1.0M J 1/10W	
C326			CC73GCH1H681J	CHIP C 680PF J		R13			RK73GB2A220J	CHIP R 22 J 1/10W	
C327,328			CK73GB1H104K	CHIP C 0.10UF K		R14	*		RN73GH1J4530D	CHIP R 453.0 D 1/16W	
C331,332			CC73GCH1H390J	CHIP C 39PF J		R15			RN73GH1J513D	CHIP R 51K D 1/16W	
C333			CK73GB1H104K	CHIP C 0.10UF K		R16,17			RK73GB2A220J	CHIP R 22 J 1/10W	
C334			CK73GB1H103K	CHIP C 0.010UF K		R18			RK73GB2A222J	CHIP R 2.2K J 1/10W	
C335,336			CK73GB1H104K	CHIP C 0.10UF K		R101	*		RK73GH2A104D	CHIP R 100K D 1/10W	
C339			CK73GB1H103K	CHIP C 0.010UF K		R102			RK73GH2A113D	CHIP R 11K D 1/10W	
C425			CK73FB1C105K	CHIP C 1.0UF K		R103	*		RK73GH2A184D	CHIP R 180K D 1/10W	
C426			CK73EB1E105K	CHIP C 1.0UF K		R104	*		RK73GH2A133D	CHIP R 13K D 1/10W	
C427			CK73FB1A225K	CHIP C 2.2UF K		R105			RK73GB2A473J	CHIP R 47K J 1/10W	
C428			CK73EB0J106K	CHIP C 10UF K		R106			RK73GB2A100J	CHIP R 10 J 1/10W	
C502,503			CK73GB1H103K	CHIP C 0.010UF K		R107			RK73GB2A222J	CHIP R 2.2K J 1/10W	
C504			CK73EB1A106K	CHIP C 10UF K		R218			RK73GB2A222J	CHIP R 2.2K J 1/10W	
C505			CK73GB1H271K	CHIP C 270PF K		R219			RK73GB2A513J	CHIP R 51K J 1/10W	
C506			CC73GCH1H101J	CHIP C 100PF J		R234			RN73GH1J472D	CHIP R 4.7K D 1/16W	
C507			CC73GCH1H150J	CHIP C 15PF J		R235			RN73GH1J912D	CHIP R 9.1K D 1/16W	
C601			CK73GB1H221K	CHIP C 220PF K		R236			RN73GH1J222D	CHIP R 2.2K D 1/16W	
C602			CK73GB1H103K	CHIP C 0.010UF K		R239			RK73GB2A123J	CHIP R 12K J 1/10W	
C603			CK73GB0J225K	CHIP C 2.2UF K		R240			RK73GB2A470J	CHIP R 47 J 1/10W	
C604			CC73GCH1H101J	CHIP C 100PF J		R241			RK73GB2A123J	CHIP R 12K J 1/10W	
C605			CK73EB1A106K	CHIP C 10UF K		R242			RK73GB2A470J	CHIP R 47 J 1/10W	
CN1			E40-9797-05	PIN ASSY		R307			RK73GB2A101J	CHIP R 100 J 1/10W	
CN302	*		E41-2116-05	FLAT CABLE CONNECTOR		R308			RK73GB2A621J	CHIP R 620 J 1/10W	
CN303	*		E41-2065-05	FLAT CABLE CONNECTOR		R314,315			RK73GB2A103J	CHIP R 10K J 1/10W	
CN501	*		E41-2088-05	FLAT CABLE CONNECTOR		R316			RK73GB2A102J	CHIP R 1.0K J 1/10W	
CN602	*		E41-0451-15	FLAT CABLE CONNECTOR		R318			RK73GB2A102J	CHIP R 1.0K J 1/10W	
CN604	*		E41-2208-05	FLAT CABLE CONNECTOR		R321			RK73GB2A472J	CHIP R 4.7K J 1/10W	
CN701			E41-0267-05	FLAT CABLE CONNECTOR		R324,325			RK73GB2A472J	CHIP R 4.7K J 1/10W	
P2			E23-0746-05	TERMINAL		R326			RK73GB2A473J	CHIP R 47K J 1/10W	
F1			F53-0251-05	FUSE		R327			RK73GB2A683J	CHIP R 68K J 1/10W	
F107	*		F53-0314-05	FUSE (UL,CSA)		R328			RK73GB2A153J	CHIP R 15K J 1/10W	
L1			L19-0727-05	TRANSFORMER FOR CONVERTER		R329			RK73GB2A101J	CHIP R 100 J 1/10W	
L2			L33-1933-05	CHOKE COIL		R330			RK73GB2A182J	CHIP R 1.8K J 1/10W	
L101,102			L41-3392-13	SMALL FIXED INDUCTOR		R331			RK73GB2A331J	CHIP R 330 J 1/10W	
L103			L41-4792-13	SMALL FIXED INDUCTOR		R332			RK73GB2A332J	CHIP R 3.3K J 1/10W	
L104-106			L40-1001-78	SMALL FIXED INDUCTOR (10UH)		R337,338			RK73GB2A101J	CHIP R 100 J 1/10W	
L306	*		L41-5695-33	SMALL FIXED INDUCTOR		R339			RK73GB2A102J	CHIP R 1.0K J 1/10W	
L307	*		L92-0397-05	CHIP FERRITE		R340-344			RK73GB2A101J	CHIP R 100 J 1/10W	
L501			L40-1001-78	SMALL FIXED INDUCTOR (10UH)		R345			RK73GB2A683J	CHIP R 68K J 1/10W	
L601			L40-1001-78	SMALL FIXED INDUCTOR (10UH)		R346			RK73GB2A105J	CHIP R 1.0M J 1/10W	
CP301,302			R90-0724-05	MULTI-COMP 1K X4		R347			RK73GB2A153J	CHIP R 15K J 1/10W	
CP303			R90-1014-05	MULTI-COMP 100 X4		R348			RK73GB2A362J	CHIP R 3.6K J 1/10W	
						R349			RK73GB2A153J	CHIP R 15K J 1/10W	
						R350-353			RK73GB2A101J	CHIP R 100 J 1/10W	

K : DDX7015 E : DDX7025 M : DDX7035 X : DDX7045 R : DDX7045 C : DDX7065
(K : North America E : Europe M : Other Areas X : Australia R : Latin America X : China)

△ Indicates safety critical components.

PARTS LIST

* New parts

Parts without **Parts No.** are not supplied.

Les articles non mentionnés dans le **Parts No.** ne sont pas fournis.

Teile ohne **Parts No.** werden nicht geliefert.

VIDEO UNIT (X35-4332-70)

Ref. No.	A d d	N e w	Parts No.	Description	Desti- nation
R359,360			RK73GB2A100J	CHIP R 10 J 1/10W	
R361			RK73GB2A562J	CHIP R 5.6K J 1/10W	
R370			RK73GB2A821J	CHIP R 820 J 1/10W	
R373,374			RK73GB2A561J	CHIP R 560 J 1/10W	
R380,381			RK73EB2E101J	CHIP R 100 J 1/4W	
R385,386			RK73EB2E100J	CHIP R 10 J 1/4W	
R387,388			RK73EB2E101J	CHIP R 100 J 1/4W	
R391			RK73EB2E101J	CHIP R 100 J 1/4W	
R393-397			RK73EB2E101J	CHIP R 100 J 1/4W	
R501,502			RK73GB2A333J	CHIP R 33K J 1/10W	
R503-506			RK73EB2E100J	CHIP R 10 J 1/4W	
R601			RK73GB2A101J	CHIP R 100 J 1/10W	
R602			RK73GB2A222J	CHIP R 2.2K J 1/10W	
R603			RK73GB2A332J	CHIP R 3.3K J 1/10W	
R604			RK73GB2A562J	CHIP R 5.6K J 1/10W	
R605			RK73GB2A103J	CHIP R 10K J 1/10W	
R606			RK73GB2A101J	CHIP R 100 J 1/10W	
R607			RK73GB2A222J	CHIP R 2.2K J 1/10W	
R608			RK73GB2A332J	CHIP R 3.3K J 1/10W	
R609			RK73GB2A562J	CHIP R 5.6K J 1/10W	
R610			RK73GB2A103J	CHIP R 10K J 1/10W	
R611			RK73GB2A333J	CHIP R 33K J 1/10W	
R612			RK73GB2A361J	CHIP R 360 J 1/10W	
R613			RK73GB2A101J	CHIP R 100 J 1/10W	
R614			RK73GB2A361J	CHIP R 360 J 1/10W	
R615			RK73GB2A101J	CHIP R 100 J 1/10W	
R616			RK73GB2A361J	CHIP R 360 J 1/10W	
R617			RK73GB2A101J	CHIP R 100 J 1/10W	
R618			RK73GB2A361J	CHIP R 360 J 1/10W	
R619			RK73GB2A101J	CHIP R 100 J 1/10W	
R620			RK73GB2A301J	CHIP R 300 J 1/10W	
R621			RK73GB2A102J	CHIP R 1.0K J 1/10W	
R623			RK73GB2A751J	CHIP R 750 J 1/10W	
R624			RK73GB2A104J	CHIP R 100K J 1/10W	
R625			RK73GB2A101J	CHIP R 100 J 1/10W	
R702			RK73FB2B561J	CHIP R 560 J 1/8W	
R703			RK73FB2B331J	CHIP R 330 J 1/8W	
VR203			R32-0235-05	SEMI FIXED VARIABLE RESISTOR	
VR301			R32-0235-05	SEMI FIXED VARIABLE RESISTOR	
W3			R92-1252-05	CHIP R 0 OHM J 1/16W	
W216,217			R92-2052-05	CHIP R 0 OHM J 1/10W	
W253			R92-2052-05	CHIP R 0 OHM J 1/10W	
W305			R92-1252-05	CHIP R 0 OHM J 1/16W	
W310			R92-1252-05	CHIP R 0 OHM J 1/16W	
W313			R92-1252-05	CHIP R 0 OHM J 1/16W	
W320			R92-1252-05	CHIP R 0 OHM J 1/16W	
W323			R92-1252-05	CHIP R 0 OHM J 1/16W	
W333-335			R92-1252-05	CHIP R 0 OHM J 1/16W	
W354-357			R92-1252-05	CHIP R 0 OHM J 1/16W	
W368			R92-1252-05	CHIP R 0 OHM J 1/16W	
W371			R92-1252-05	CHIP R 0 OHM J 1/16W	
W392			R92-2053-05	CHIP R 0 J 1/8W	
W398			R92-2053-05	CHIP R 0 J 1/8W	
S601			S70-0901-05	TACT SWITCH	

Ref. No.	A d d	N e w	Parts No.	Description	Desti- nation
S602,603		*	S70-0919-05	TACT SWITCH	
S604,605			S70-0901-05	TACT SWITCH	
S606-608		*	S70-0919-05	TACT SWITCH	
S609			S70-0901-05	TACT SWITCH	
S614		*	S70-0919-05	TACT SWITCH	
S615		*	S70-0910-05	TACT SWITCH	
S616		*	S70-0919-05	TACT SWITCH	
S617,618			S70-0901-05	TACT SWITCH	
D1,2			MA8047-M	ZENER DIODE	
D3			MA115	DIODE	
D4,5			DA204U	DIODE	
D6			MA784	DIODE	
D7			MA8056-M	ZENER DIODE	
D8			AVRM1608120M6A	VARIATOR	
D101		*	EP05Q04	DIODE	
D102		*	EP05Q06	DIODE	
D103,104		*	EP05Q04	DIODE	
D301			MA8051-M	ZENER DIODE	
D302,303			DA204U	DIODE	
D304			MA8051-M	ZENER DIODE	
D309			1SV231	VARIABLE CAPACITANCE DIODE	
D310			AVRM1608180M6A	VARIATOR	
D501-504			MA8068-M	ZENER DIODE	
D601-603			AVRM1608180M6A	VARIATOR	
D612			AVRM1608180M6A	VARIATOR	
D615,616			AVRM1608180M6A	VARIATOR	
D622,623			AVRM1608180M6A	VARIATOR	
D636-638			AVRM1608180M6A	VARIATOR	
D639			DA204U	DIODE	
D690			DAN202U	DIODE	
IC1			OZ960IS-C	ANALOGUE IC	
IC101			LT1947	ANALOGUE IC	
IC203			TA75W558FU	ANALOGUE IC	
IC301			TC200G02AF0104	MOS-IC	
IC302			TC7SH08FU	MOS-IC	
IC303			NJM2107F	ANALOGUE IC	
IC304			TC7WH14FU	MOS-IC	
IC601			RS-181	ANALOGUE IC	
Q1			2SC4081	TRANSISTOR	
Q2,3			SI5513DC	DUAL FET	
Q5			2SC4081	TRANSISTOR	
Q101			DTC124EUA	DIGITAL TRANSISTOR	
Q102			DTA124EUA	DIGITAL TRANSISTOR	
Q201			IMZ1A	DUAL TRANSISTOR	
Q202			2SD601A	TRANSISTOR	
Q203			2SB709A	TRANSISTOR	
Q301			2SC4097	TRANSISTOR	
Q302,303			DTA143ZUA	DIGITAL TRANSISTOR	
Q304,305			DTC143ZUA	DIGITAL TRANSISTOR	
Q306			DTC124EUA	DIGITAL TRANSISTOR	
Q601			DTC124EUA	DIGITAL TRANSISTOR	
Q602			DTA124EUA	DIGITAL TRANSISTOR	
Q604			DTC124EUA	DIGITAL TRANSISTOR	
Q605			DTA143EUA	DIGITAL TRANSISTOR	

PARTS LIST

* New parts

Parts without **Parts No.** are not supplied.

Les articles non mentionnés dans le **Parts No.** ne sont pas fournis.

Teile ohne **Parts No.** werden nicht geliefert.

VIDEO UNIT (X35-4332-70)

Ref. No.	Add	New	Parts No.	Description	Destination
Q701			DTC124EUA	DIGITAL TRANSISTOR	
DVD UNIT (X37-1020-04)					
C1			CK73FB0J106M	CHIP C 10UF M	
C2			CK73HB1A104K	CHIP C 0.10UF K	
C3,4			CK73FB0J106M	CHIP C 10UF M	
C5			CK73HB1A104K	CHIP C 0.10UF K	
C6			CC73HCH1E221J	CHIP C 220PF J	
C7			CK73HB1A104K	CHIP C 0.10UF K	
C8			CK73FB0J106M	CHIP C 10UF M	
C9,10			CK73HB1A104K	CHIP C 0.10UF K	
C11			CK73HB1H332K	CHIP C 3300PF K	
C12			CK73HB1A104K	CHIP C 0.10UF K	
C13			CK73FB0J106M	CHIP C 10UF M	
C14			C92-1792-05	ELECTRO 22UF 6.3WV	
C15			CK73HB1C103K	CHIP C 0.010UF K	
C17			CC73GCH1H471J	CHIP C 470PF J	
C18			CK73HB1A104K	CHIP C 0.10UF K	
C19			CC73GCH1H471J	CHIP C 470PF J	
C20			CK73HB1A333K	CHIP C 0.033UF K	
C21			CK73HB1A473K	CHIP C 0.047UF K	
C22-24			CK73HB1A104K	CHIP C 0.10UF K	
C25,26			C93-1215-05	CHIP C 10UF K	
C27			CK73HB1A104K	CHIP C 0.10UF K	
C31			C92-1685-05	ELECTRO 47UF 6.3WV	
C32,33			CC73GCH1E102J	CHIP C 1000PF J	
C34,35			CC73GCH1H681J	CHIP C 680PF J	
C36			CK73HB1H222K	CHIP C 2200PF K	
C37			CC73GCH1H331J	CHIP C 330PF J	
C38,39			CK73HB1C103K	CHIP C 0.010UF K	
C40,41			CK73HB1A104K	CHIP C 0.10UF K	
C42			CK73HB1C223K	CHIP C 0.022UF K	
C43			CC73HCH1H470J	CHIP C 47PF J	
C44			CC73GCH1H681J	CHIP C 680PF J	
C45			CK73HB1E682K	CHIP C 6800PF K	
C46			CK73HB1A104K	CHIP C 0.10UF K	
C47			CC73GCH1E102J	CHIP C 1000PF J	
C48-50			CK73HB1A104K	CHIP C 0.10UF K	
C51			C93-1271-05	CHIP C 0.1UF M	
C52-55			CK73HB1A104K	CHIP C 0.10UF K	
C56,57			C93-1271-05	CHIP C 0.1UF M	
C58-60			CK73HB1A104K	CHIP C 0.10UF K	
C62			CK73HB1A104K	CHIP C 0.10UF K	
C63			C93-1271-05	CHIP C 0.1UF M	
C64,65			CK73HB1C103K	CHIP C 0.010UF K	
C67			CC73HCH1H220J	CHIP C 22PF J	
C68			CC73HCH1H150J	CHIP C 15PF J	
C69-73			CK73HB1A104K	CHIP C 0.10UF K	
C74			CK73EB1A106K	CHIP C 10UF K	
C75,76			CK73HB1C103K	CHIP C 0.010UF K	
C77			CK73HB1A104K	CHIP C 0.10UF K	
C78			CC73GCH1H331J	CHIP C 330PF J	
C79-81			CK73HB1C103K	CHIP C 0.010UF K	
C82			CK73HB1A104K	CHIP C 0.10UF K	
C83			CC73HCH1E221J	CHIP C 220PF J	

Ref. No.	Add	New	Parts No.	Description	Destination
C84			CC73HCH1H101J	CHIP C 100PF J	
C85			C92-1684-05	ELECTRO 82UF 10WV	
C87,88			CK73HB1C103K	CHIP C 0.010UF K	
C89			CK73FB0J106M	CHIP C 10UF M	
C90-95			CK73HB1A104K	CHIP C 0.10UF K	
C96			CK73GB1A224K	CHIP C 0.22UF K	
C97,98			CK73HB1A104K	CHIP C 0.10UF K	
C99			C92-1685-05	ELECTRO 47UF 6.3WV	
C100			CK73GB0J105K	CHIP C 1.0UF K	
C101			CK73HB1C103K	CHIP C 0.010UF K	
C102			CK73FB0J106M	CHIP C 10UF M	
C103			CK73FB1A225K	CHIP C 2.2UF K	
C104			CK73HB1A104K	CHIP C 0.10UF K	
C106			CK73HB1A104K	CHIP C 0.10UF K	
C107			CK73GB0J105K	CHIP C 1.0UF K	
C108			C93-1228-05	CHIP C 1UF M	
C110-113			CC73HCH1H470J	CHIP C 47PF J	
C114,115			CK73FB1A225K	CHIP C 2.2UF K	
C116			CK73GB1A224K	CHIP C 0.22UF K	
C117			CK73HB1C223K	CHIP C 0.022UF K	
C119			CK73EB0J226K	CHIP C 22UF K	
C123			CC73HCH1H470J	CHIP C 47PF J	
C125-134			CK73HB1C103K	CHIP C 0.010UF K	
C135,136			CC73HCH1H050C	CHIP C 5.0PF C	
C137			CK73HB1H102K	CHIP C 1000PF K	
C138			CK73EB1A106K	CHIP C 10UF K	
CN1			E41-0273-05	FLAT CABLE CONNECTOR	
CN2			E41-0271-05	FLAT CABLE CONNECTOR	
CN3			E41-0272-05	FLAT CABLE CONNECTOR	
CN4			E41-0312-05	FLAT CABLE CONNECTOR	
CN5			E41-0335-05	FLAT CABLE CONNECTOR	
L1			L92-0365-05	CHIP FERRITE	
L2			L92-0329-05	CHIP FERRITE	
L3-8			L92-0365-05	CHIP FERRITE	
L10-13			L92-0365-05	CHIP FERRITE	
L16-18			L92-0365-05	CHIP FERRITE	
L21-27			L92-0365-05	CHIP FERRITE	
L28			L92-0375-05	CHIP FERRITE	
X1			L77-2808-05	CRYSTAL RESONATOR (16.897849MHZ)	
CP1			RK74HB1J102J	CHIP-COM 1.0K J 1/16W	
CP3			RK74HB1J472J	CHIP-COM 4.7K J 1/16W	
CP4-8			RK74HB1J220J	CHIP-COM 22 J 1/16W	
CP9			RK74HB1J820J	CHIP-COM 82 J 1/16W	
CP11			R90-0726-05	MULTI-COMP 10K X2	
CP12			RK74HB1J472J	CHIP-COM 4.7K J 1/16W	
CP13-16			RK74HB1J103J	CHIP-COM 10K J 1/16W	
R3,4			RK73GH1J103D	CHIP R 10K D 1/16W	
R5			RK73GB2A4R7J	CHIP R 4.7 J 1/10W	
R6			RK73GB2A100J	CHIP R 10 J 1/10W	
R7,8			RK73HB1J273J	CHIP R 27K J 1/16W	
R9			RK73GH1J223D	CHIP R 22K D 1/16W	
R10			RK73GH1J392D	CHIP R 3.9K D 1/16W	
R11			RK73GH1J183D	CHIP R 18K D 1/16W	
R12			RK73GB2A4R7J	CHIP R 4.7 J 1/10W	

K : DDX7015 E : DDX7025 M : DDX7035 X : DDX7045 R : DDX7045 C : DDX7065
(K : North America E : Europe M : Other Areas X : Australia R : Latin America X : China)

△ Indicates safety critical components.

PARTS LIST

* New parts

Parts without **Parts No.** are not supplied.

Les articles non mentionnés dans le **Parts No.** ne sont pas fournis.

Teile ohne **Parts No.** werden nicht geliefert.

DVD UNIT (X37-1020-04)

Ref. No.	A d d	N e w	Parts No.	Description	Desti- nation
R13,14			RK73HB1J125J	CHIP R 1.2M J 1/16W	
R15			RK73GB2A200J	CHIP R 20 J 1/10W	
R16			R92-3409-05	CHIP R 6.8 F 1/4W	
R17			R92-3350-05	CHIP R 2.2 F 1/10W	
R18			RK73GH1J221D	CHIP R 220 D 1/16W	
R19			RK73HB1J100J	CHIP R 10 J 1/16W	
R27,28			RK73HB1J472J	CHIP R 4.7K J 1/16W	
R29			RK73HB1J103J	CHIP R 10K J 1/16W	
R30			RK73HB1J473J	CHIP R 47K J 1/16W	
R31			RK73HB1J102J	CHIP R 1.0K J 1/16W	
R32			RK73GH1J153D	CHIP R 15K D 1/16W	
R33			RK73HB1J105J	CHIP R 1.0M J 1/16W	
R36			RK73HB1J103J	CHIP R 10K J 1/16W	
R37			RK73HB1J273J	CHIP R 27K J 1/16W	
R38			RK73HB1J472J	CHIP R 4.7K J 1/16W	
R39			RK73HB1J273J	CHIP R 27K J 1/16W	
R40			RK73HB1J472J	CHIP R 4.7K J 1/16W	
R41			RK73HB1J103J	CHIP R 10K J 1/16W	
R42			RK73HB1J105J	CHIP R 1.0M J 1/16W	
R43			RK73HB1J152J	CHIP R 1.5K J 1/16W	
R44			RK73HB1J202J	CHIP R 2.0K J 1/16W	
R45			RK73GH1J183D	CHIP R 18K D 1/16W	
R46			RK73GB2A752J	CHIP R 7.5K J 1/10W	
R47			RK73GH1J103D	CHIP R 10K D 1/16W	
R48			R92-3353-05	CHIP R 1.0 F 1/8W	
R53			R92-3353-05	CHIP R 1.0 F 1/8W	
R54			R92-3348-05	CHIP R 0.47 F 1/2W	
R55,56			RK73GB2A820J	CHIP R 82 J 1/10W	
R57			RK73GB2A391J	CHIP R 390 J 1/10W	
R58,59			RK73GB2A103J	CHIP R 10K J 1/10W	
R60			RK73GB2A472J	CHIP R 4.7K J 1/10W	
R61			RK73GB2A153J	CHIP R 15K J 1/10W	
R62,63			RK73GH1J153D	CHIP R 15K D 1/16W	
R64			RK73GH1J303D	CHIP R 30K D 1/16W	
R65			RK73GH1J183D	CHIP R 18K D 1/16W	
R66,67			RK73GH1J153D	CHIP R 15K D 1/16W	
R68			RK73GH1J513D	CHIP R 51K D 1/16W	
R71			RK73GH1J202D	CHIP R 2.0K D 1/16W	
R72			RK73GH1J123D	CHIP R 12K D 1/16W	
R73			RK73HB1J103J	CHIP R 10K J 1/16W	
R74			RK73HB1J472J	CHIP R 4.7K J 1/16W	
R75-79			RK73HB1J132J	CHIP R 1.3K J 1/16W	
R80-83			RK73HB1J103J	CHIP R 10K J 1/16W	
R88			RK73HB1J103J	CHIP R 10K J 1/16W	
R89			RK73HB1J820J	CHIP R 82 J 1/16W	
R90			RK73HB1J103J	CHIP R 10K J 1/16W	
R91			RK73HB1J220J	CHIP R 22 J 1/16W	
R92			RK73HB1J820J	CHIP R 82 J 1/16W	
R93			RK73HB1J103J	CHIP R 10K J 1/16W	
R94,95			RK73HB1J820J	CHIP R 82 J 1/16W	
R101			RK73HB1J103J	CHIP R 10K J 1/16W	
R103-106			RK73HB1J220J	CHIP R 22 J 1/16W	
R107,108			RK73HB1J103J	CHIP R 10K J 1/16W	
R109			RK73HB1J332J	CHIP R 3.3K J 1/16W	
R110			RK73HB1J473J	CHIP R 47K J 1/16W	

Ref. No.	A d d	N e w	Parts No.	Description	Desti- nation
R111			RK73GB2A150J	CHIP R 15 J 1/10W	
R112,113			RK73HB1J221J	CHIP R 220 J 1/16W	
R114			RK73HB1J220J	CHIP R 22 J 1/16W	
R117			RK73GB2A752J	CHIP R 7.5K J 1/10W	
R119,120			RK73HB1J510J	CHIP R 51 J 1/16W	
R121,122			RK73HB1J103J	CHIP R 10K J 1/16W	
R123			R92-3385-05	CHIP R 8.2 F 1/10W	
R124			RK73HB1J103J	CHIP R 10K J 1/16W	
R126,127			RK73HB1J104J	CHIP R 100K J 1/16W	
R128,129			RK73HB1J472J	CHIP R 4.7K J 1/16W	
R130			RK73HB1J751J	CHIP R 750 J 1/16W	
R131-143			RK73HB1J103J	CHIP R 10K J 1/16W	
W1-3			R92-1252-05	CHIP R 0 OHM J 1/16W	
S4			S68-0874-05	PUSH SWITCH	
S5		*	S68-0866-15	PUSH SWITCH	
D1,2			MAZS0510M	ZENER DIODE	
D3-5			MA2J729	DIODE	
D6			MAZS0560M	ZENER DIODE	
D7			MA4ZD03	DIODE	
D8			MA142WA	DIODE	
IC1			AN8703FH	ANALOGUE IC	
IC2			NJU7042	ANALOGUE IC	
IC4			MN103S26E	MOS-IC	
IC4			MN103S26E2	MOS-IC	
IC5			S-80829CLBB	ANALOGUE IC	
IC6			LA6505	ANALOGUE IC	
IC7			DF2328VTE250S0	MICROCONTROLLER IC	
IC8			S-80815CLBB	ANALOGUE IC	
IC9			UPC2918T	ANALOGUE IC	
IC10			NJM2880U33	ANALOGUE IC	
IC11			S-24C04BMFN	MEMORY IC	
IC12			HD74LV2G66A	MOS-IC	
Q1			2SB0970	TRANSISTOR	
Q2			MCH6101-E	TRANSISTOR	
Q3			2SJ0536	FET	
Q4			UN5114	DIGITAL TRANSISTOR	
Q5			UN5214	DIGITAL TRANSISTOR	
Q6			2SD1819A	TRANSISTOR	
Q9			UN5114	DIGITAL TRANSISTOR	
Q10			UN5214	DIGITAL TRANSISTOR	
Q13			UN5114	DIGITAL TRANSISTOR	
Q15			UN5114	DIGITAL TRANSISTOR	
TH1			TH11-3H103FT	THERMISTOR	
DVD MECHANISM ASSY (X92-5020-00)					
1	2B		A10-4909-21	CHASSIS	
2	1A		A10-4910-11	CHASSIS	
3	1A		A10-4911-02	CHASSIS	
4	1B	*	A10-4913-11	CHASSIS	
5	3A	*	A10-4952-71	CHASSIS ASSY	
7	1B		A10-4990-33	CHASSIS ASSY	
15	3B		D10-4650-03	SLIDER	
16	3B		D10-4651-02	SLIDER	
17	3B		D10-4652-02	SLIDER	

PARTS LIST

* New parts

Parts without **Parts No.** are not supplied.

Les articles non mentionnés dans le **Parts No.** ne sont pas fournis.

Teile ohne **Parts No.** werden nicht geliefert.

DVD MECHANISM ASSY (X92-5020-00)

Ref. No.	A d d	N e w	Parts No.	Description	Desti- nation
18	2A		D10-4653-02	SLIDER	
19	3B		D10-4654-04	ARM ASSY	
20	3A	*	D10-4658-33	ARM ASSY	
21	1B	*	D10-4659-43	LEVER ASSY	
22	1A		D10-4660-04	ARM ASSY	
23	3B		D10-4686-03	SLIDER	
24	3B		D10-4687-03	ARM	
25	3B		D10-4689-03	ARM	
26	3B		D10-4690-03	ARM	
29	1A		D12-0635-03	CAM	
30	2B		D12-0636-13	CAM	
32	3B		D13-2221-04	GEAR	
33	3B		D13-2222-04	GEAR	
34	3B		D13-2223-04	GEAR	
35	3B		D13-2224-04	GEAR	
36	2B		D13-2225-04	GEAR	
37	2B		D13-2226-04	GEAR	
38	3B		D13-2227-04	GEAR	
43	2A		D14-0785-04	ROLLER	
44	1A		D21-2395-13	SHAFT	
46	2B		D21-2414-04	SHAFT	
48	1B		D32-0648-04	STOPPER	
49	2B		D32-0654-04	STOPPER	
50	2A		D39-0254-05	DAMPER	
VFC1	2A		E39-0464-05	FLAT CABLE	
54	2B		F09-1748-04	SHEET	
56	1A		G01-3112-04	COMPRESSION SPRING	
58	3B		G01-3114-14	EXTENSION SPRING	
59	3A		G01-3116-14	EXTENSION SPRING	
60	2B		G01-3117-04	EXTENSION SPRING	
61	1B		G01-3118-04	EXTENSION SPRING	
62	2A		G01-3119-04	EXTENSION SPRING	
63	3A		G01-3121-14	TORSION COIL SPRING	
64	3B		G01-3140-04	EXTENSION SPRING	
65	3B		G01-3142-04	TORSION COIL SPRING	
69	2A		G02-1421-03	FLAT SPRING	
78	3B		J21-9792-03	MOUNTING HARDWARE	
79	1A		J21-9793-12	MOUNTING HARDWARE	
82	2A		J90-1031-21	GUIDE	
A	1A		N09-4495-05	ADJUSTABLE SCREW (ADJUSTMENT)	
B	1A		N09-4496-05	TAPTITE SCREW (02 2X5P-TITE)	
C	1B		N09-6060-05	MACHINE SCREW (02M1.7X1.8 CR)	
D	2B		N09-6061-05	MACHINE SCREW (02M1.7X3.5 CUP)	
E	1A		N09-6103-05	MACHINE SCREW (M1.7X3.5(NK G)	
F	1A		N09-6104-05	MACHINE SCREW (2X10 S-TITE)	
G	1B		N09-6106-05	MACHINE SCREW (M1.7X2.5)	
J	2A		N19-2022-04	FLAT WASHER	
K	3A		N19-2171-04	FLAT WASHER	
VM1	2B	*	T42-1058-25	MOTOR ASSY	
VM2	3A		T49-0101-15	MOTOR ASSY	
VM3	3B	*	T42-1061-14	MOTOR ASSY	
VPU1	1A		T25-0222-05	OPTICAL PICKUP HEAD	

Ref. No.	A d d	N e w	Parts No.	Description	Desti- nation
83	2A		W02-3408-15	ELECTRIC CIRCUIT MODULE	
PANEL MECHANISM ASSY (D40-1191-05)					
601	2H	*	A10-5174-08	CHASSIS CALKING ASSY	
602	3G	*	D10-4841-08	SLIDER ASSY	
603	2G	*	D13-2324-08	GEAR	
604	2G	*	D13-2325-08	GEAR	
605	2G	*	D13-2326-08	GEAR	
606	1H	*	D13-2328-08	GEAR	
607	2G	*	D14-0789-08	ROLLER	
608	1G	*	D19-0645-08	CLUTCH ASSY	
609	1H	*	E39-0671-08	WIRING HARNESS	
610	3G	*	G02-1480-08	FLAT SPRING	
611	3H	*	J22-0118-08	SLIDE RAIL	
612	3G	*	J22-0119-08	SLIDE RAIL	
613	2G	*	J22-0120-08	SLIDE RAIL	
614	2G	*	J90-1083-08	GUIDE	
615	2H	*	J22-0213-08	MOUNTING HARDWARE (MOTOR)	
A	1H	*	N09-6147-08	SCREW (M1.7X4)	
B	1H	*	N09-6148-08	SCREW (S2X2.3)	
D	3G	*	N09-6150-08	SCREW	
E	3G	*	N09-6151-08	SCREW	
F	1G		N19-2105-14	CUT WASHER (1.6X3.5Xt0.35)	
PM1	1H	*	T42-1100-08	MOTOR ASSY	
VR1	1H	*	T99-0448-05	SPEED DETECTOR	

K : DDX7015 E : DDX7025 M : DDX7035 X : DDX7045 R : DDX7045 C : DDX7065
(K : North America E : Europe M : Other Areas X : Australia R : Latin America X : China)

△ Indicates safety critical components.

SPECIFICATIONS

● DDX7015 (K), DDX7045 (R)

Monitor Section

Picture size 6.4 inches (diagonal) wide
143.6 W x 77.1 H (mm)
Display system Transparent TN LCD panel
Drive system TFT active matrix system
Number of pixels 336,960 (480H x 234V x RGB)
Effective pixels 99.99%
Pixel arrangement RGB striped arrangement
Back lighting Cold Cathode Fluorescent Tube

DVD Section

D/A converter 24Bit
Decoder Linear PCM/Dolby digital/dts/MP3/WMA
Wow & Flutter Below Measurable Limit
Frequency response
(Sampling frequency: 96k) 20~44,000Hz
(Sampling frequency: 48k) 20~22,000Hz
(Sampling frequency: 44.1k) 20~20,000Hz
Total harmonic distortion (1k) 0.010%
Signal to noise ratio 100dB (DVD-Video 96k)
Dynamic range 100dB (DVD-Video 96k)
DISC format DVD-Video/VIDEO-CD/CD-DA
Sampling frequency 44.1kHz/48kHz, 96kHz
Quantifying bit number 16/20/24bit

FM Tuner Section

Frequency range (Frequency step)
..... 87.9~107.9MHz (200kHz)
Usable sensitivity (S/N 30dB) 9.3dBf (0.8 μ V/75 Ω)
Quieting sensitivity (S/N 50dB) 15.2dBf (1.6 μ V/75 Ω)
Frequency response (\pm 3.0dB) 30Hz~15kHz
S/N (MONO) 72dB
Selectivity (\pm 400kHz) Over 80dB
Stereo separation 38dB (1kHz)

AM Tuner Section

Frequency range (Frequency step)
..... 530kHz~1700kHz (10kHz)
Usable sensitivity 28dB μ

Video Section

Color system of external video input NTSC
External video input level (RCA jacks) 1Vp-p/75 Ω
External audio max input level (RCA jacks) 1V/22k Ω
Analog RGB input 0.7Vp-p/75 Ω

Audio Section

Maximum power (Front & Rear) 50W x 4
Full bandwidth power (Front & Rear) (at Less than 1%THD)
..... 22W x 4
Preout level 2V/10k Ω
Preout impedance \leq 600 Ω
Tone
Bass 100Hz \pm 10dB

Middle 1kHz \pm 10dB
Treble 10kHz \pm 10dB

General

Operating voltage 14.4V (11V~16V)
Current consumption 15A
Dimensions (W x H x D)
Main unit installation 182 x 112 x 163 (mm)
7-3/16 x 4-7/16 x 6-7/16 (inch)
Operational temperature range -10°C~60°C
Storage temperature range -20°C~85°C
Weight
Main unit 2.8kg (6.2lbs)

● DDX7025 (E)

Monitor Section

Picture size 6.4 inches (diagonal) wide
143.6 W x 77.1 H (mm)
Display system Transparent TN LCD panel
Drive system TFT active matrix system
Number of pixels 336,960 (480H x 234V x RGB)
Effective pixels 99.99%
Pixel arrangement RGB striped arrangement
Back lighting Cold Cathode Fluorescent Tube

DVD Section

D/A converter 24Bit
Decoder Linear PCM/Dolby digital/dts/MP3/WMA
Wow & Flutter Below Measurable Limit
Frequency response
(Sampling frequency: 96k) 20~44,000Hz
(Sampling frequency: 48k) 20~22,000Hz
(Sampling frequency: 44.1k) 20~20,000Hz
Total harmonic distortion (1k) 0.010%
Signal to noise ratio 100dB (DVD-Video 96k)
Dynamic range 100dB (DVD-Video 96k)
DISC format DVD-Video/VIDEO-CD/CD-DA
Sampling frequency 44.1kHz/48kHz, 96kHz
Quantifying bit number 16/20/24bit

FM Tuner Section

Frequency range (Frequency step)
..... 87.5~108.0MHz (50kHz)
Usable sensitivity (S/N 26dB) 0.7 μ V/75 Ω
Quieting sensitivity (S/N 46dB) 1.6 μ V/75 Ω
Frequency response (\pm 3.0dB) 30Hz~15kHz
S/N (MONO) 66dB
Selectivity (\pm 400kHz) Over 80dB
Stereo separation 39dB (1kHz)

AM Tuner Section

Frequency range (Frequency step)
LW 153kHz~281kHz (9kHz)
MW 531kHz~1611kHz (9kHz)

SPECIFICATIONS

Usable sensitivity 28dBμ

Video Section

Color system of external video input NTSC/PAL
External video input level (RCA jacks) 1Vp-p/75Ω
External audio max input level (RCA jacks) 1V/22kΩ
Analog RGB input 0.7Vp-p/75Ω

Audio Section

Maximum power (Front & Rear) 50W x 4
Full bandwidth power (Front & Rear)
(PWR DIN45324, +B=14.4V) 30W x 4
Preout level 2V/10kΩ
Preout impedance ≤600Ω
Tone
Bass 100Hz±10dB
Middle 1kHz±10dB
Treble 10kHz±10dB

General

Operating voltage 14.4V (11V~16V)
Current consumption 15A
Dimensions (W x H x D)
Main unit installation 182 x 112 x 163 (mm)
Operational temperature range -10°C~60°C
Storage temperature range -20°C~85°C
Weight
Main unit 2.8kg

● DDX7035 (M)

Monitor Section

Picture size 6.4 inches (diagonal) wide
143.6 W x 77.1 H (mm)
Display system Transparent TN LCD panel
Drive system TFT active matrix system
Number of pixels 336,960 (480H x 234V x RGB)
Effective pixels 99.99%
Pixel arrangement RGB striped arrangement
Back lighting Cold Cathode Fluorescent Tube

DVD Section

D/A converter 24Bit
Decoder Linear PCM/Dolby digital/dts/MP3/WMA
Wow & Flutter Below Measurable Limit
Frequency response
(Sampling frequency: 96k) 20~44,000Hz
(Sampling frequency: 48k) 20~22,000Hz
(Sampling frequency: 44.1k) 20~20,000Hz
Total harmonic distortion (1k) 0.010%
Signal to noise ratio 100dB (DVD-Video 96k)
Dynamic range 100dB (DVD-Video 96k)
DISC format DVD-Video/VIDEO-CD/CD-DA
Sampling frequency 44.1kHz/48kHz, 96kHz
Quantifying bit number 16/20/24bit

FM Tuner Section

Frequency range (Frequency step)
..... 87.5~108.0MHz (50kHz)
Usable sensitivity (S/N 30dB) 9.3dBf (0.8μV/75Ω)
Quieting sensitivity (S/N 50dB) 15.2dBf (1.6μV/75Ω)
Frequency response (±3.0dB) 30Hz~15kHz
S/N (MONO) 72dB
Selectivity (±400kHz) Over 80dB
Stereo separation 38dB (1kHz)

AM Tuner Section

Frequency range (Frequency step)
LW 153kHz~281kHz (9kHz)
MW 531kHz~1611kHz (9kHz)
Usable sensitivity 28dBμ

Video Section

Color system of external video input NTSC/PAL
External video input level (RCA jacks) 1Vp-p/75Ω
External audio max input level (RCA jacks) 1V/22kΩ
Analog RGB input 0.7Vp-p/75Ω

Audio Section

Maximum power (Front & Rear) 50W x 4
Full bandwidth power (Front & Rear) (at Less than 1%THD)
..... 22W x 4
Preout level 2V/10kΩ
Preout impedance ≤600Ω
Tone
Bass 100Hz±10dB
Middle 1kHz±10dB
Treble 10kHz±10dB

General

Operating voltage 14.4V (11V~16V)
Current consumption 15A
Dimensions (W x H x D)
Main unit installation 182 x 112 x 163 (mm)
Operational temperature range -10°C~60°C
Storage temperature range -20°C~85°C
Weight
Main unit 2.8kg

● DDX7045 (X), DDX7065 (C)

Monitor Section

Picture size 6.4 inches (diagonal) wide
143.6 W x 77.1 H (mm)
Display system Transparent TN LCD panel
Drive system TFT active matrix system
Number of pixels 336,960 (480H x 234V x RGB)
Effective pixels 99.99%
Pixel arrangement RGB striped arrangement
Back lighting Cold Cathode Fluorescent Tube

SPECIFICATIONS

DVD Section

D/A converter	24Bit
Decoder	Linear PCM/Dolby digital/dts/MP3/WMA
Wow & Flutter	Below Measurable Limit
Frequency response	
(Sampling frequency: 96k)	20~44,000Hz
(Sampling frequency: 48k)	20~22,000Hz
(Sampling frequency: 44.1k)	20~20,000Hz
Total harmonic distortion (1k)	0.010%
Signal to noise ratio	100dB (DVD-Video 96k)
Dynamic range	100dB (DVD-Video 96k)
DISC format	DVD-Video/VIDEO-CD/CD-DA
Sampling frequency	44.1kHz/48kHz, 96kHz
Quantifying bit number	16/20/24bit

FM Tuner Section

Frequency range (Frequency step)	
.....	87.5~108.0MHz (50kHz)
Usable sensitivity (S/N 30dB)	9.3dBf (0.8 μ V/75 Ω)
Quieting sensitivity (S/N 50dB)	15.2dBf (1.6 μ V/75 Ω)
Frequency response (\pm 3.0dB)	30Hz~15kHz
S/N (MONO)	72dB
Selectivity (\pm 400kHz)	Over 80dB
Stereo separation	38dB (1kHz)

AM Tuner Section

Frequency range (Frequency step)	
.....	531kHz~1611kHz (9kHz)
Usable sensitivity	28dB μ

Video Section

Color system of external video input	NTSC/PAL
External video input level (RCA jacks)	1Vp-p/75 Ω
External audio max input level (RCA jacks)	1V/22k Ω
Analog RGB input	0.7Vp-p/75 Ω

Audio Section

Maximum power (Front & Rear)	50W x 4
Full bandwidth power (Front & Rear) (at Less than 1%THD)	
.....	22W x 4
Preout level	2V/10k Ω
Preout impedance	\leq 600 Ω
Tone	
Bass	100Hz \pm 10dB
Middle	1kHz \pm 10dB
Treble	10kHz \pm 10dB

General

Operating voltage	14.4V (11V~16V)
Current consumption	15A
Dimensions (W x H x D)	
Main unit installation	182 x 112 x 163 (mm)
Operational temperature range	-10°C~60°C
Storage temperature range	-20°C~85°C
Weight	
Main unit	2.8kg

- Specifications subject to change without notice.
- Although the effective pixels for the liquid crystal panel is given as 99.99% or more, 0.01% of pixels may not light or may light incorrectly.
- This product incorporates copyright protection technology that is protected by U.S. patents and other intellectual property rights. Use of this copyright protection technology must be authorized by Macrovision, and is intended for home and other limited viewing uses only unless otherwise authorized by Macrovision. Reverse engineering or disassembly is prohibited.
- "DTS" and "DTS 2.0 + Digital Out" are trademarks of Digital Theater Systems, Inc.

KENWOOD CORPORATION

2967-3, Ishikawa-machi, Hachioji-shi, Tokyo, 192-8525 Japan

KENWOOD USA CORPORATION
P.O. Box 22745, 2201 East Dominguez Street, Long Beach, CA 90801-5745, U.S.A.

KENWOOD ELECTRONICS CANADA INC.
6070 Kestrel Road, Mississauga, Ontario, Canada L5T 1S8

KENWOOD ELECTRONICS LATIN AMERICA S.A.
P.O. Box 55-2791 Paitilla, Plaza Credicorp Bank Panama,
Piso 9, Oficina 901, Calle 50, Panama, Rep. de Panama

KENWOOD ELECTRONICS BRASIL LTDA.
Alameda Ministro Rocha Azevedo No. 456,
Edifício Jaú, 10o Andar, Cerqueira César, Cep 0140-001,
São Paulo-SP-Brasil

KENWOOD ELECTRONICS UK LIMITED
Kenwood House, Dwight Road, Watford, Herts, WD18 9EB, United Kingdom

KENWOOD ELECTRONICS DEUTSCHLAND GMBH
Rembrücker-Str. 15, 63150 Heusenstamm, Germany

KENWOOD ELECTRONICS FRANCE S.A.
13, Boulevard Ney, 75018 Paris, France

KENWOOD ELECTRONICS BELGIUM N.V.
Leuvensesteenweg 248 J, 1800 Vilvoorde, Belgium

KENWOOD ELECTRONICS ITALIA S.p.A.
Via G. Sirtori 7/9, 20129 Milano, Italy

KENWOOD IBÉRICA S.A.
Bolivia, 239-08020 Barcelona, Spain

KENWOOD ELECTRONICS AUSTRALIA PTY. LTD. (A.C.N. 001 499 074)
16 Giffnock Avenue, Centrecourt Estate, North Ryde,
N.S.W. 2113, Australia

KENWOOD ELECTRONICS (HONG KONG) LTD.
Unit 3712-3724, Level 37, Tower 1, Metroplaza, 223 Hing Fong Road, Kwai Fong, N.T.,
Hong Kong

KENWOOD ELECTRONICS GULF FZE
P.O. Box 61318, Jebel Ali, Dubai, U.A.E.

KENWOOD ELECTRONICS (THAILAND) CO., LTD.
956 Udom Vidhya Building (Olympia) Rama IV Road, Silom, Bangkok, Bangkok 10500 Thailand

KENWOOD ELECTRONICS SINGAPORE PTE. LTD.
1 Genting Lane, #07-00, Kenwood Building, Singapore, 349544

KENWOOD ELECTRONICS (MALAYSIA) SDN BHD
#4.01 Level 4, Wisma Academy Lot 4A, Jalan 19/1, 46300 Petaling Jaya, Selangor Darul Ehsan,
Malaysia